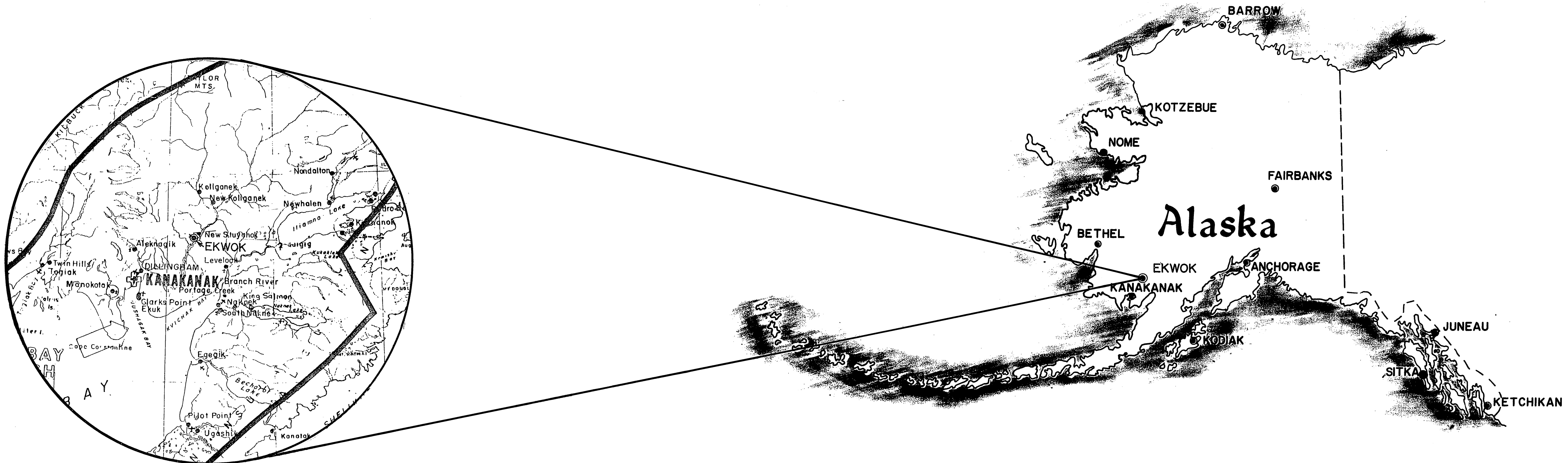


CONSTRUCTION PLANS

SANITATION FACILITIES

EKWOK, ALASKA

[illegible]

ALASKA AREA NATIVE HEALTH SERVICE
OFFICE OF ENVIRONMENTAL HEALTH
222 WEST 8TH AVENUE BOX 65
ANCHORAGE, ALASKA 9951

PUBLIC LAW 86-121 PROJECT
PROJECT NO. AN- 89-981


U. S. DEPT. OF HEALTH & HUMAN SERVICES
PUBLIC HEALTH SERVICE
INDIAN HEALTH SERVICE

AS-BUILT 1/97


LEGEND AND GENERAL NOTES

SITE PLAN

EXISTING



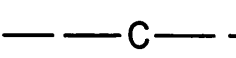
STRUCTURES



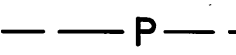
ROADS (PAVED)



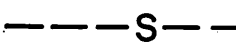
ROADS (UNPAVED)



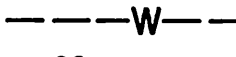
PROPERTY LINE
COMMUNICATIONS LINE



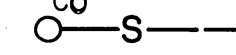
POWER LINE



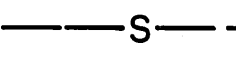
SEWER SERVICE LINE



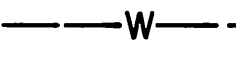
WATER SERVICE LINE



CLEANOUT



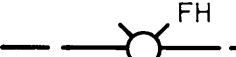
SEWER LINE



WATER LINE



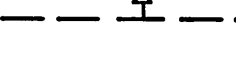
FORCE MAIN



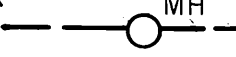
FIRE HYDRANT, IN-LINE



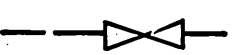
FIRE HYDRANT, OFFSET



MANHOLE



VALVE



POL LINE (FUEL OIL)



LIFT STATION W/BUILDING



R.O.W. LINE



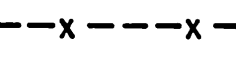
WELL



FENCE



UTILIDOR



RACEWAY



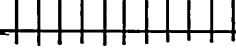
RAILROAD



BENCHMARK



TEST HOLE



ELEVATION



SEPTIC TANK



LEACHFIELD



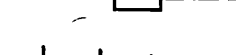
CORPORATION STOP



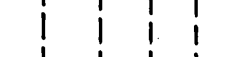
BRASS CAP



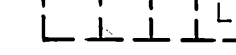
WATERING POINT



POWER POLE



CURB STOP




RESIDENTIAL EFFLUENT
PUMPING STATION
(DOSING TANK)



PEDESTAL



TRANSFORMER




WATER TREATMENT PLANT or
WATER TREATMENT BUILDING



WATER STORAGE TANK



WASTE WATER TREATMENT FACILITY



NON FROST SUSCEPTIBLE

PROPOSED THIS PROJECT



STRUCTURES



ROADS (PAVED)




ROADS (UNPAVED)



PROPERTY LINE
COMMUNICATIONS LINE



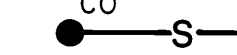
POWER LINE



SEWER SERVICE LINE



WATER SERVICE LINE



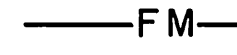
CLEANOUT



SEWER LINE



WATER LINE



FORCE MAIN



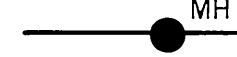
FIRE HYDRANT, IN-LINE



FIRE HYDRANT, OFFSET



MANHOLE



VALVE



POL LINE (FUEL OIL)



LIFT STATION W/BUILDING




R.O.W. LINE



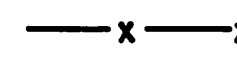
WELL




FENCE



UTILIDOR



RACEWAY



RAILROAD



BENCHMARK



TEST HOLE



ELEVATION




SEPTIC TANK



LEACHFIELD



CORPORATION STOP



BRASS CAP



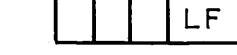
WATERING POINT



POWER POLE



CURB STOP



RESIDENTIAL EFFLUENT
PUMPING STATION
(DOSING TANK)



PEDESTAL



TRANSFORMER



WATER TREATMENT PLANT or
WATER TREATMENT BUILDING



WATER STORAGE TANK




WASTE WATER TREATMENT FACILITY



NON FROST SUSCEPTIBLE

MECHANICAL



PRIMARY SYSTEM



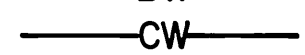
HOT WATER LINES



HOT WATER RETURN LINES



DRAIN & OVERFLOW LINE



COLD WATER MAKE-UP LINE



BY-PASS LINE



BACK WASH LINE



COLD WATER LINES



LOW WATER CUT-OFF



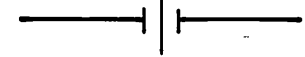
CHEMICAL PUMP



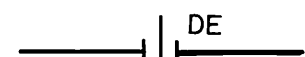
CIRCULATING PUMP



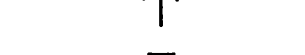
WATER METER



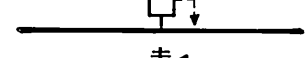
GATE VALVE



CHECK VALVE



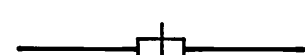
UNION



DIELECTRIC UNION



AUTOMATIC AIR RELIEF



PRESSURE RELIEF VALVE



ADAPTOR



FLEX PIPE



FLEX COUPLING



AQUASTAT



FLOW SWITCH



PRESSURE SWITCH



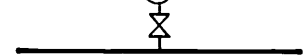
THERMOMETER



PRESSURE REDUCING VALVE



PRESSURE GAUGE



FLOW INDICATOR



THERMOFLO INDICATOR



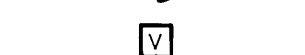
CIRCUIT SETTER



DIRECTION OF FLOW



VACUUM BREAKER



TANK LEVEL INDICATOR

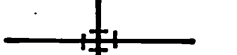
PIPE FITTING & VALVE SYMBOLS



ANGLE VALVE



CAP



CROSS



ELBOW (ELL), 45°



ELBOW, 90°



LATERAL



TEE



STRAINER



DIELECTRIC FLANGE PKG.



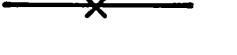
FLANGE JOINT



SCREWED JOINT



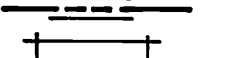
WELDED JOINT




SOLDERED JOINT



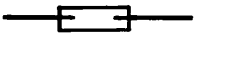
SLEEVE



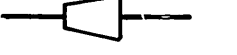
DRESSER COUPLING



EXPANSION JOINT



REDUCER, CONCENTRIC



REDUCER, ECCENTRIC



HOSE BIBB W/BACKFLOW
PREVENTER



MINITROL



90° LONG RADIUS ELBOW



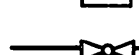
VICTAULIC COUPLING



VACUUM BREAKER



FLOOR DRAIN



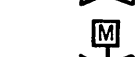
BALL VALVE



CHECK BALL VALVE




SOLENOID VALVE



MOTORIZED VALVE



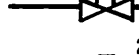
MOTORIZED 3-WAY VALVE



GLOBE VALVE



BALANCING VALVE



AUTO. TEMP. CONTROL VALVE



1997	AS-201	SLW
DATE	REVISIONS	INITIALS

U. S. Department of Health & Human Services
Public Health Service
Indian Health Service

EKWOK, ALASKA

AERIAL PHOTO
PUBLIC LAW 86-121 PROJECT
PROJECT NO. AN-69-981

SHEET NO
D-1
OF
2
TOTAL SHEETS


DRAWN BY: TJM
DATE: 2-90

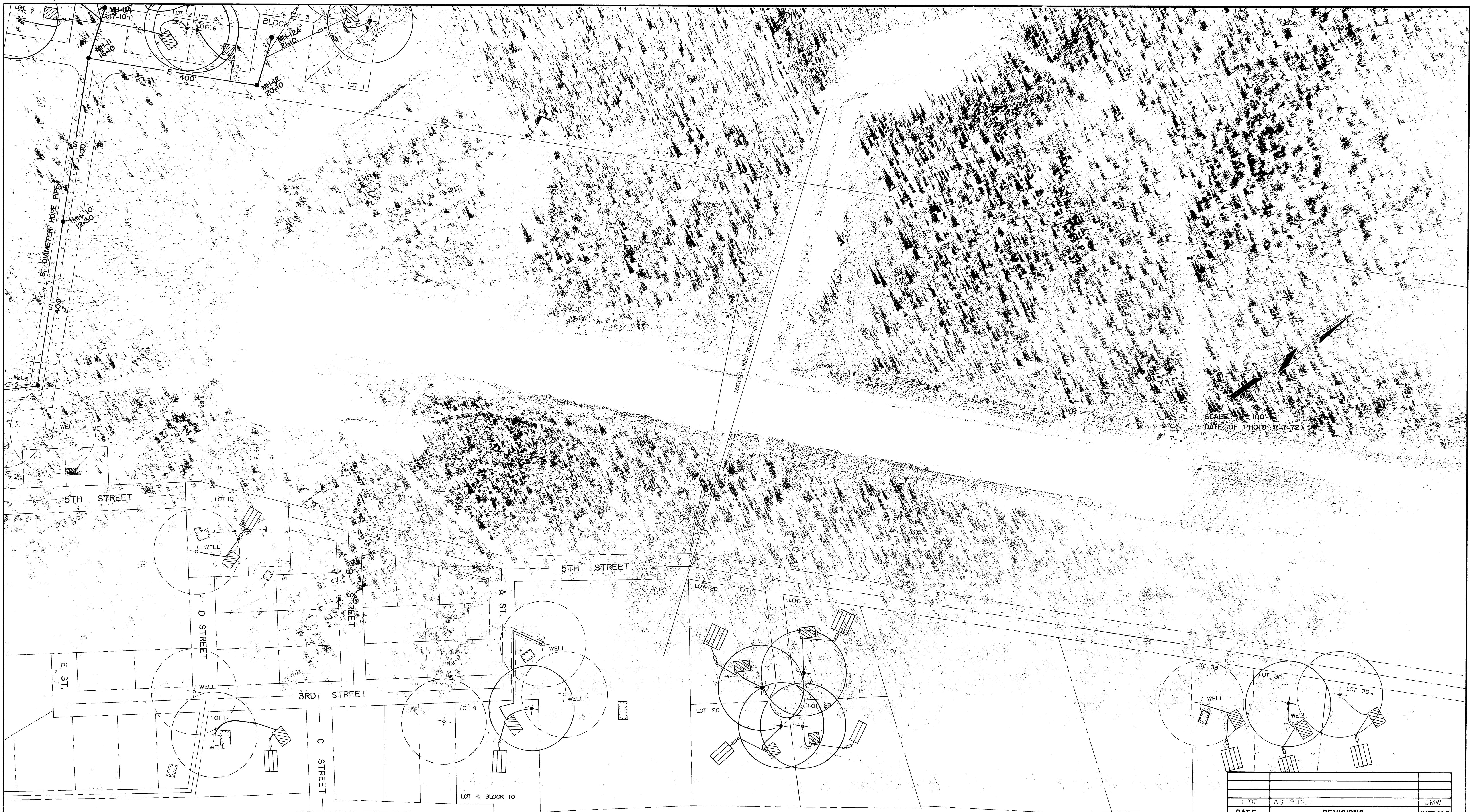
CHECKED BY:
DATE:

SANITATION FACILITIES CONSTRUCTION BRANCH
ENVIRONMENTAL HEALTH BRANCH
ALASKA AREA NATIVE HEALTH SERVICE
ANCHORAGE, ALASKA

Mary C. Miller
Design Engineer
Robert R. Buz
Maintenance Review

Material Take-off





SCALE: 1" = 100'
DATE OF PHOTO: 7-7-72

DATE	REVISIONS	INITIALS
1-97	AS-BUILT	MW

U. S. Department of Health & Human Services
Public Health Service
Indian Health Service

EKWOK, ALASKA

AERIAL PHOTO
PUBLIC LAW 86-121 PROJECT
PROJECT NO. AN-89-981

SHEET NO.
D-2
OF
2
TOTAL SHEETS

DRAWN BY: TJM
DATE: 2-91
CHECKED BY:
DATE:

SANITATION FACILITIES CONSTRUCTION BRANCH
ENVIRONMENTAL HEALTH BRANCH
ALASKA AREA NATIVE HEALTH SERVICE
ANCHORAGE, ALASKA

Mary C. Muir
Design Engineer
J. M. King
Maintenance Review
Material Take-off

