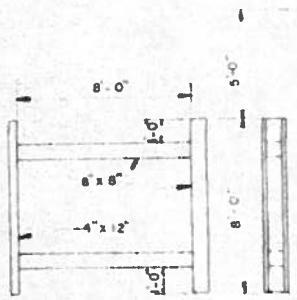

ELEVATION

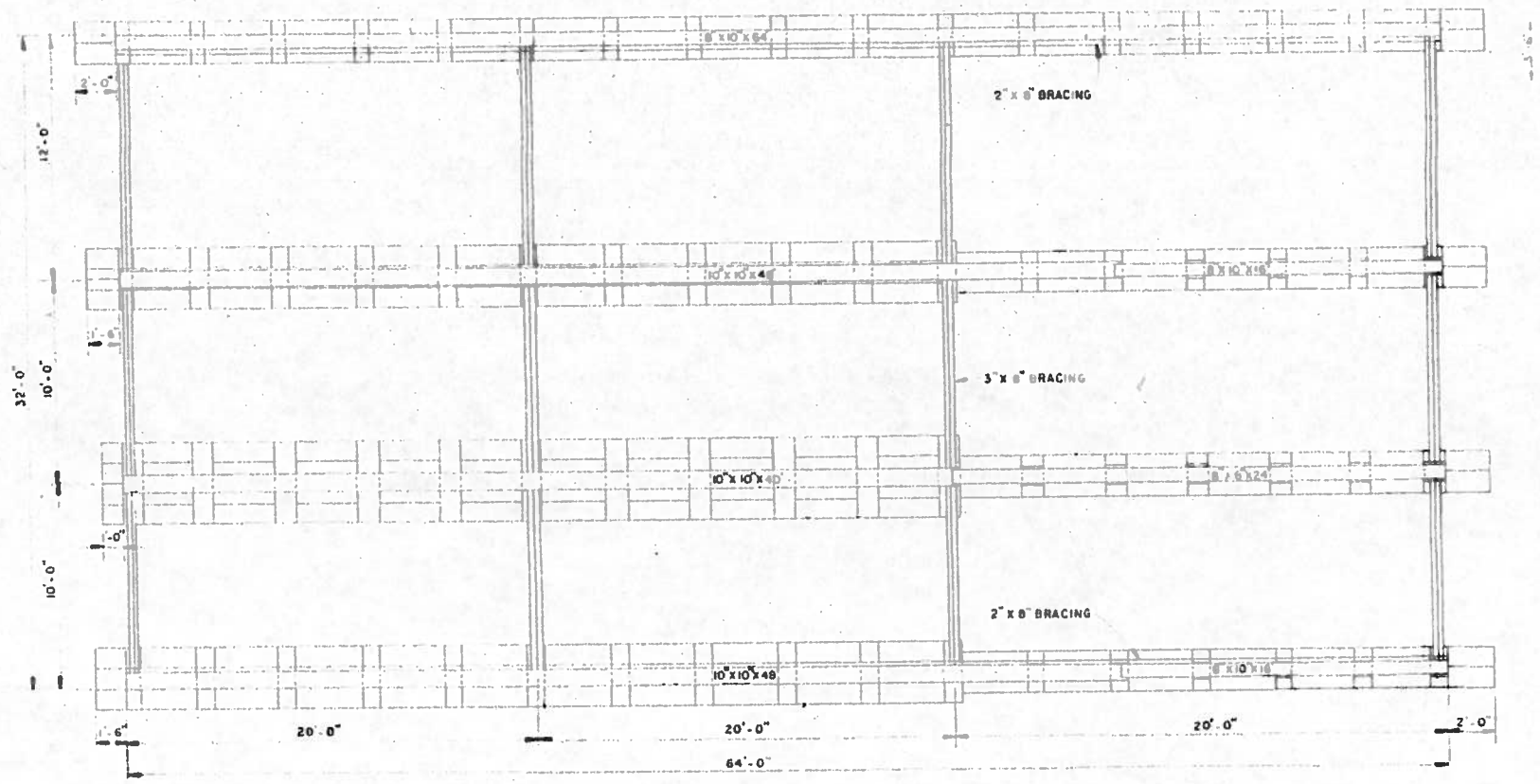

PLAN VIEW
SCALE 1/4"=1'-0"

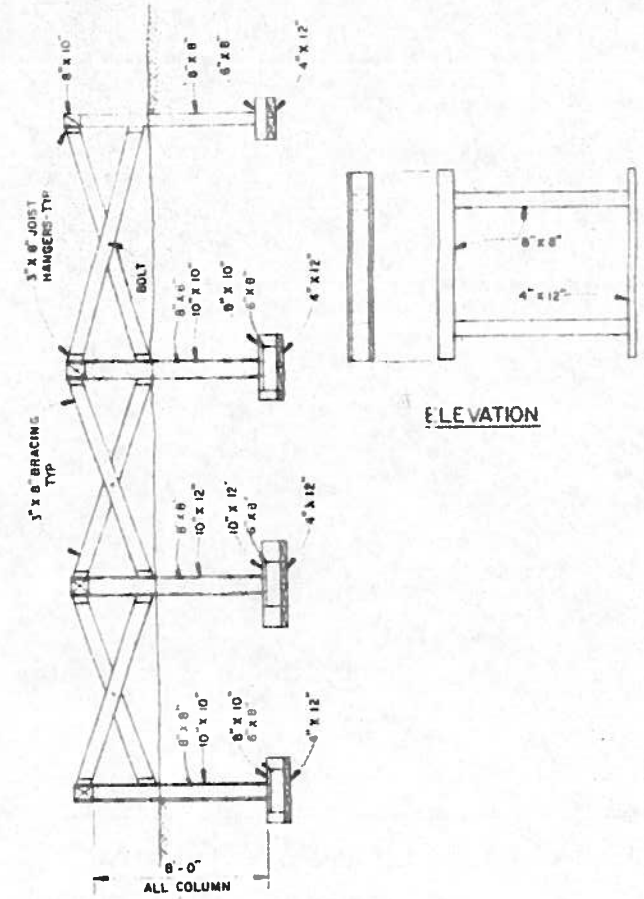

ELEVATION

END ELEVATION
SCALE 1/4"=1'-0"

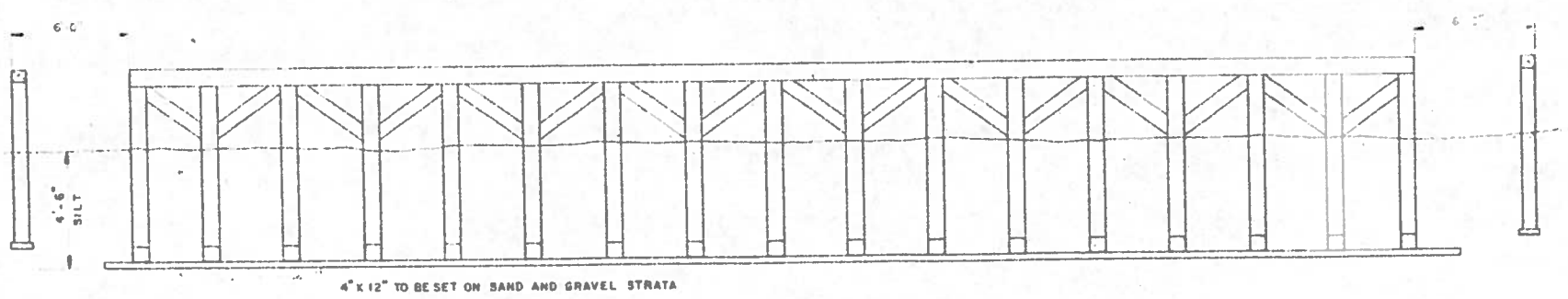

FRONT ELEVATION
SCALE 1/4"=1'-0"

Tuluksak
Project AN81-220
Water Treatment Plant – Washeteria

DATE	REVISIONS	INITIALS

U. S. Department of Health, & Human Services
Public Health Service
Indian Health Service

TULUKSAK, ALASKA
FOUNDATION FOOTING AND BRACING DETAILS
PUBLIC LAW 86-121 PROJECT
PROJECT NO. AN-81-220

SHEET NO. 4 OF 30 TOTAL SHEETS

DRAWN BY B. KIRSCHBAUM
DATE FEBRUARY 1981
CHECKED BY
DATE

SANITATION FACILITIES CONSTRUCTION BRANCH
ENVIRONMENTAL HEALTH BRANCH
ALASKA AREA NATIVE HEALTH SERVICE
ANCHORAGE, ALASKA

Design Engineer
Maintenance Review
Material Take-off

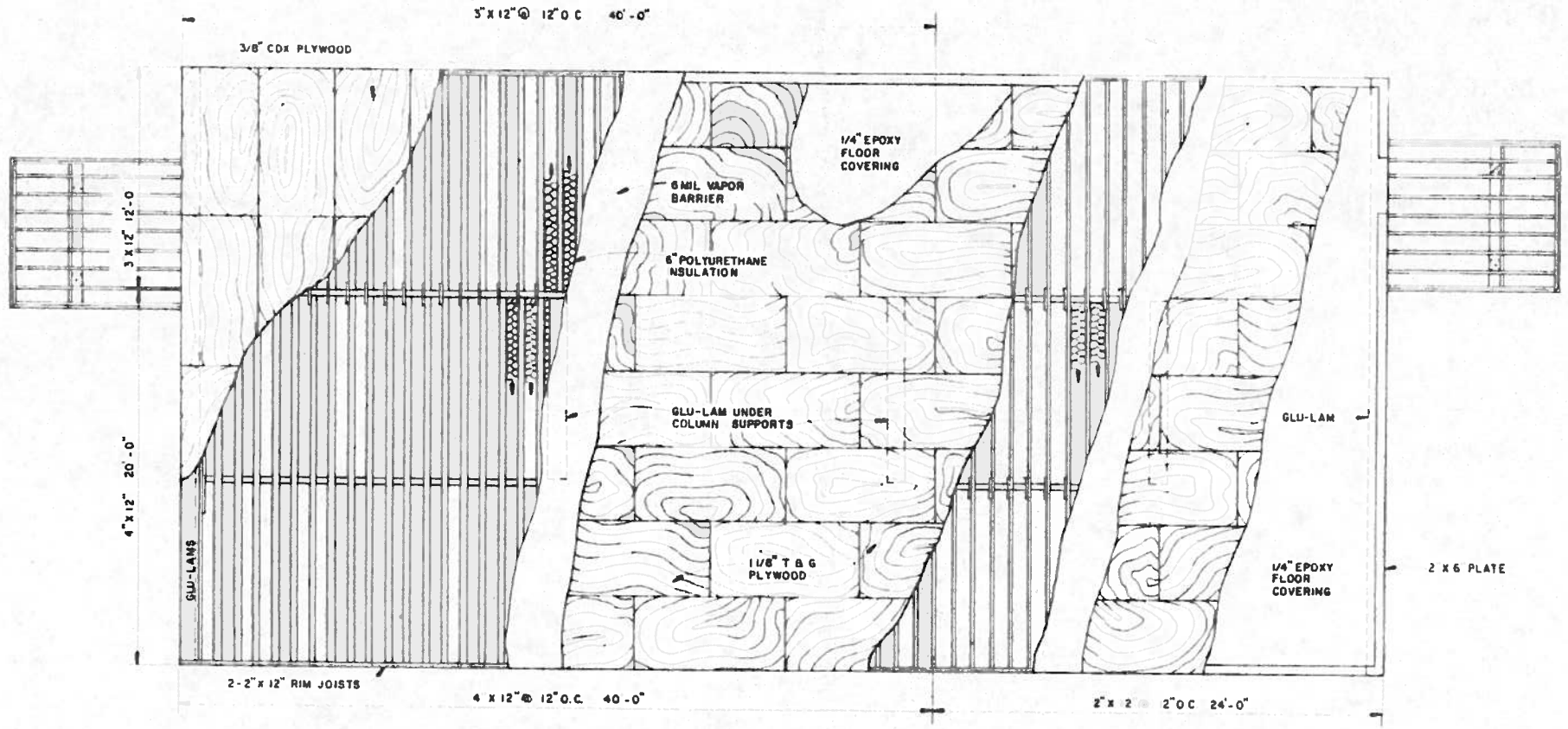

FOUNDATION PLAN

SCALE 1/4"=1'-0"

DATE	REVISIONS	INITIA

U. S. Department of Health, & Human Services
Public Health Service
Indian Health Service

TULUKSAK, ALASKA

FOUNDATION PLAN
PUBLIC LAW 86-121 PROJECT
PROJECT NO. AN-81-220

SHEET 5 OF 30 TOTAL SHE

DRAWN BY: B. KIRSCHBAUM
DATE FEBRUARY, 1981

CHECKED BY:
DATE

SANITATION FACILITIES CONSTRUCTION BRANCH
ENVIRONMENTAL HEALTH BRANCH
ALASKA AREA NATIVE HEALTH SERVICE
ANCHORAGE, ALASKA

Design Engineer

Maintenance Review

Material Take-off

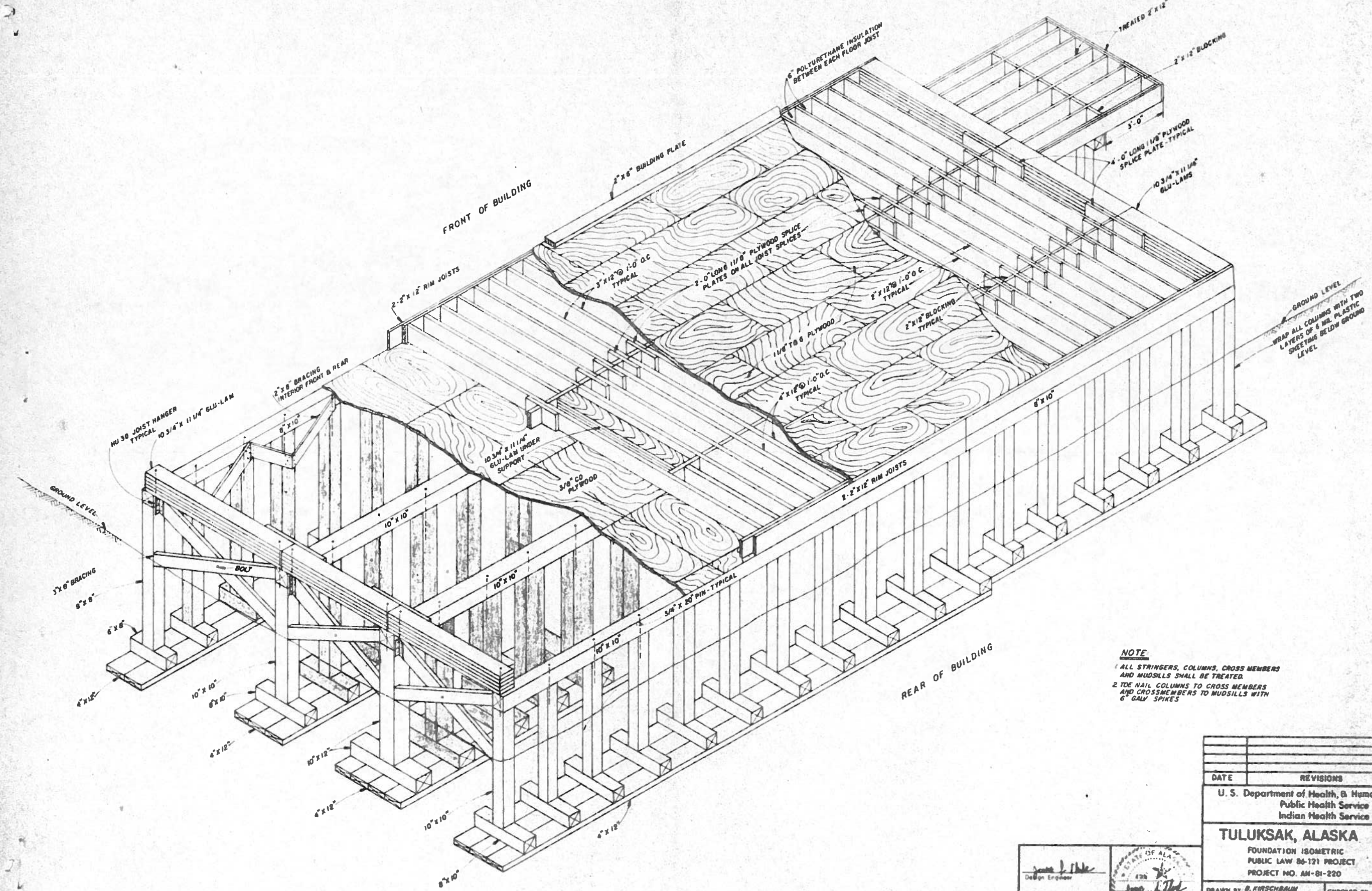

NOTE

1 ALL STRINGERS, COLUMNS, CROSS MEMBERS AND MUDSILLS SHALL BE TREATED.

2 TOE NAIL COLUMNS TO CROSS MEMBERS AND CROSSMEMBERS TO MUDSILLS WITH 6" GALV SPIKES

DATE	REVISIONS	INITIALS

U. S. Department of Health, & Human Services
Public Health Service
Indian Health Service

TULUKSAK, ALASKA

FOUNDATION ISOMETRIC
PUBLIC LAW 86-121 PROJECT
PROJECT NO. AM-81-220

SHEET NO. 6 OF 30 TOTAL SHEETS

DRAWN BY B. KIRSCHBAUM
DATE FEBRUARY, 1981

CHECKED BY:
DATE:

Design Engineer

Maintenance Review

Material Take-off

STATE OF ALASKA

SANITATION FACILITIES CONSTRUCTION BRANCH
ENVIRONMENTAL HEALTH BRANCH
ALASKA AREA NATIVE HEALTH SERVICE
ANCHORAGE, ALASKA

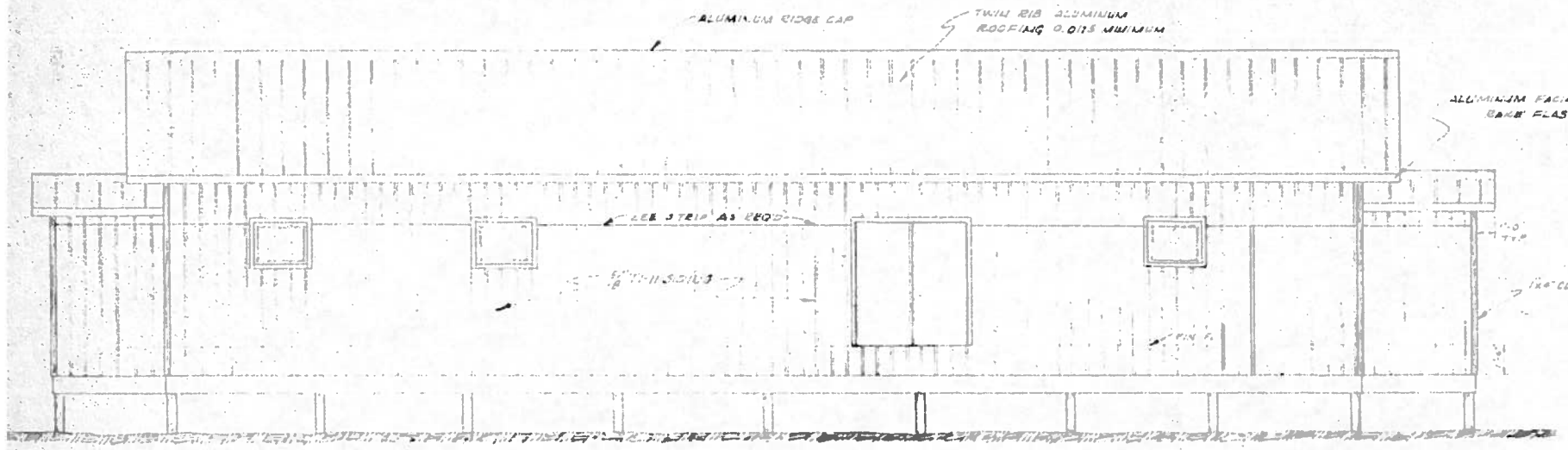

FRONT ELEVATION

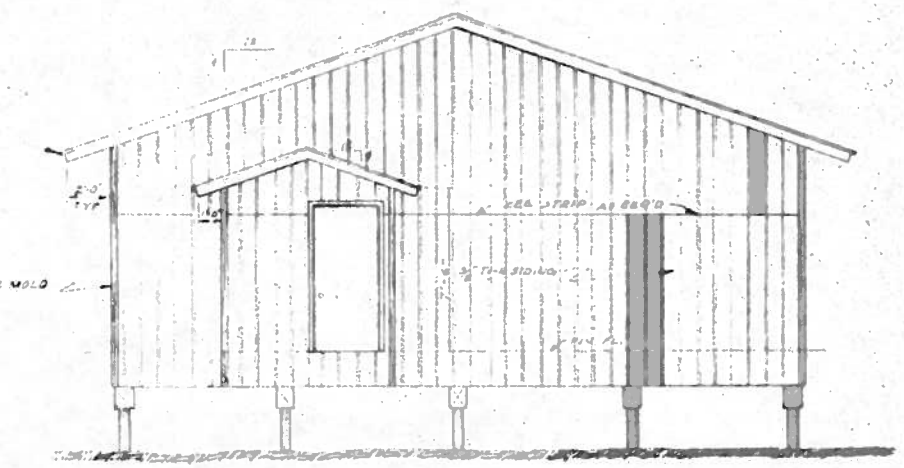

RIGHT END ELEVATION

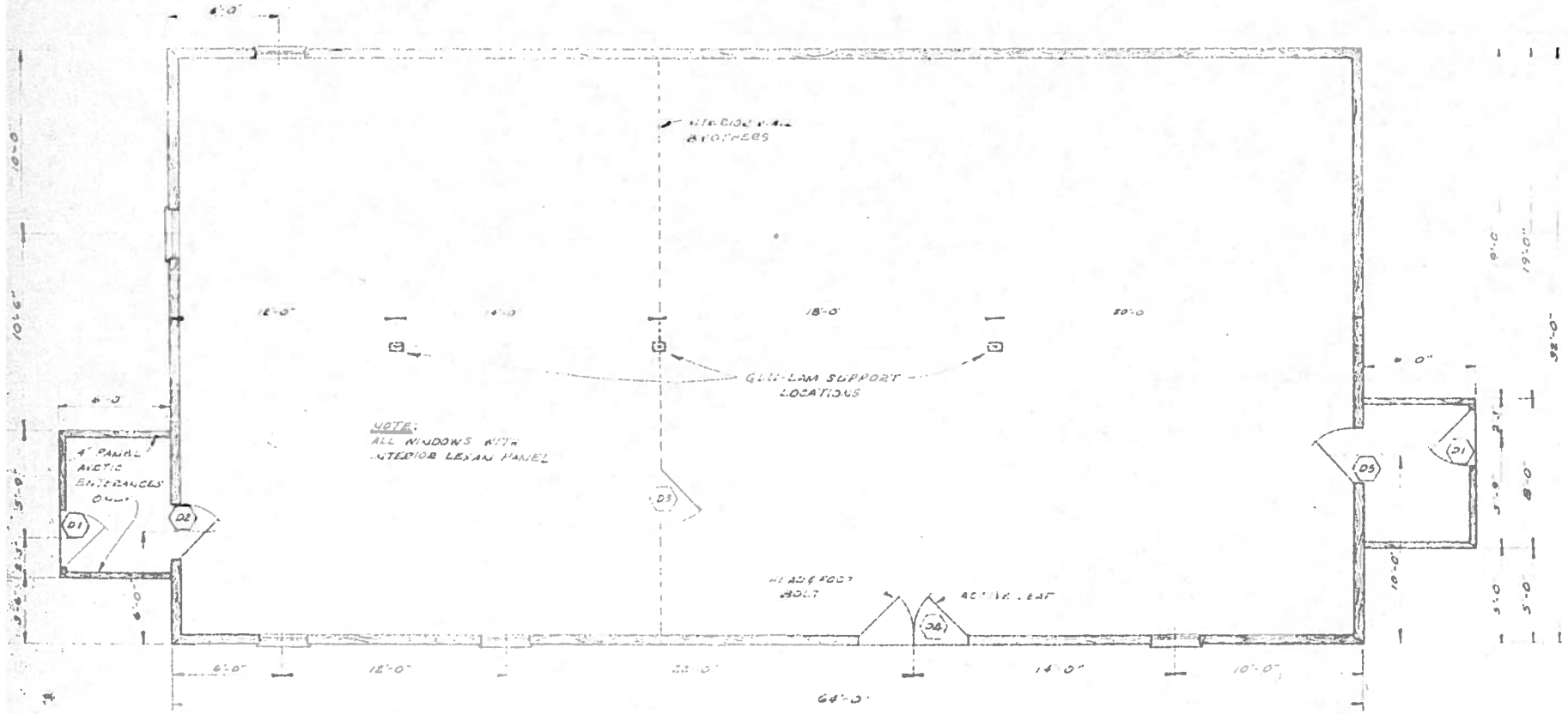

FLOOR PLAN

SCALE 1/4"=1'-0"

DOOR SCHEDULE

NO REQ'D	DOOR	TYPE OF DOOR	TYPE OF FRAME	TYPE OF HINGE	TYPE OF LOCKSET	DOOR CLOSER	TYPE OF THRESHOLD	TYPE OF DOOR BOTTOM	SWING	SEE DETAIL SHEET
2	D1	EXTERIOR	WOOD	EXTERIOR	ENTRANCE	YES	EXTERIOR IN SWING	EXTERIOR	E.H.	A/3
1	D2	EXTERIOR	WOOD	INTERIOR	PASSAGE	YES	INTERIOR PANEL	EXTERIOR	E.H.	C/3
1	D3	FIRE	METAL	INTERIOR	ENTRANCE	YES	INTERIOR	FIRE	L.H.	D/3
1 SET	D4	EXTERIOR	WOOD	EXTERIOR	ENTRANCE	NO	EXTERIOR IN SWING	EXTERIOR	DOUBLE	B/3
1	D5	EXTERIOR	WOOD	INTERIOR	PASSAGE	YES	INTERIOR PANEL	EXTERIOR	L.H.	C/3

NOTE:

LOADING CONDITIONS TO BE USE IN DESIGN OF BUILDING SHALL BE AS INDICATED IN SPECIFICATION AND AS FOLLOWS:

WALL LOADING: HORIZONTAL WIND LOADING OF 25 POUNDS/SQ FT. SEISMIC ZONE 1

ROOF LOADING: VERTICAL LIVE LOAD (INCLUDING SNOW LOAD) OF 40 POUNDS/SQ FT SEISMIC ZONE 1

DATE	REVISIONS	INITIALS

U. S. Department of Health, Education & Welfare
Public Health Service
Indian Health Service

TULUKSAK, ALASKA
WATER TREATMENT PLANT
FLOOR PLAN AND ELEVATIONS
PUBLIC LAW 86-121 PROJECT
PROJECT NO. AN-80-220

SHEET NO. 7 OF 30 TOTAL SHEETS

DRAWN BY: JAG
DATE: JAN 79
CHECKED BY:
DATE:

SANITATION FACILITIES CONSTRUCTION BRANCH
ENVIRONMENTAL HEALTH BRANCH
ALASKA AREA NATIVE HEALTH SERVICE
ANCHORAGE, ALASKA

Design Engineer
Maintenance Review
Material Take-off

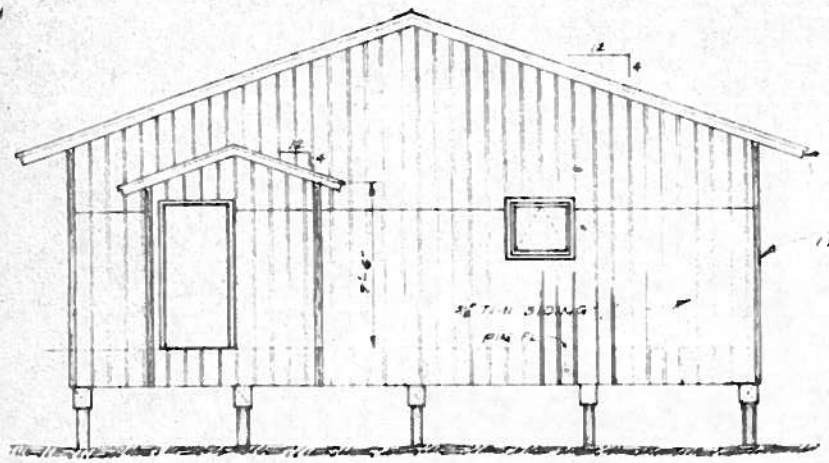

·LEFT END ELEVATION·
SCALE 1/4"=1'-0"

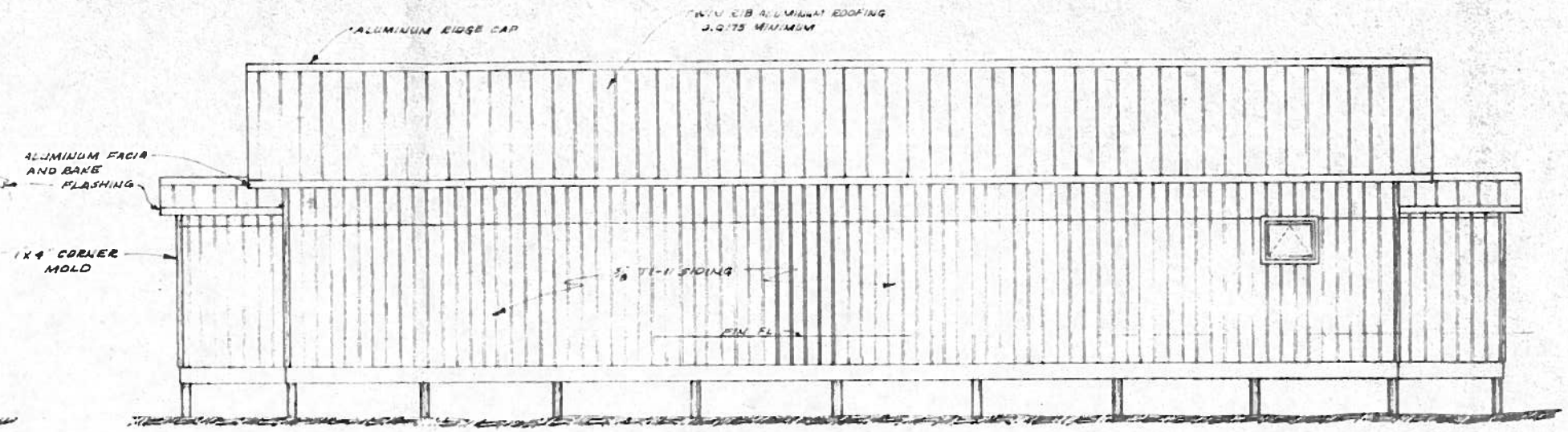

·REAR ELEVATION·
SCALE 1/4"=1'-0"

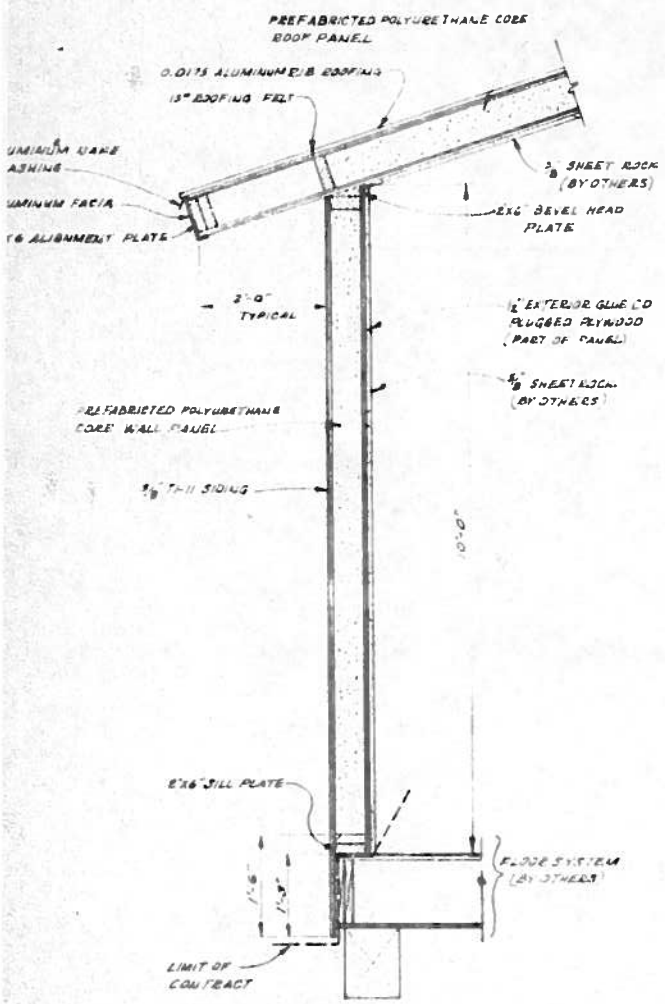

·TYPICAL WALL PANEL·
SCALE 3/8"=1'-0"

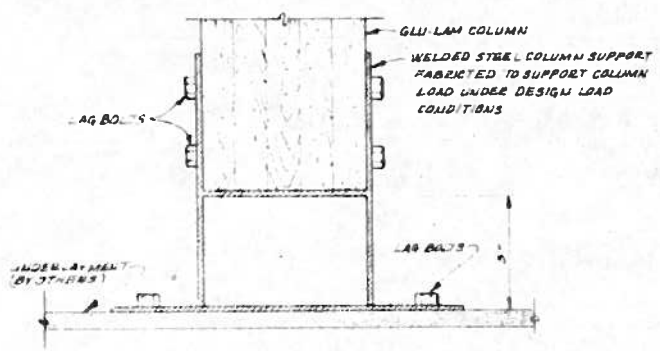

·COLUMN SUPPORT DETAIL·
NTS

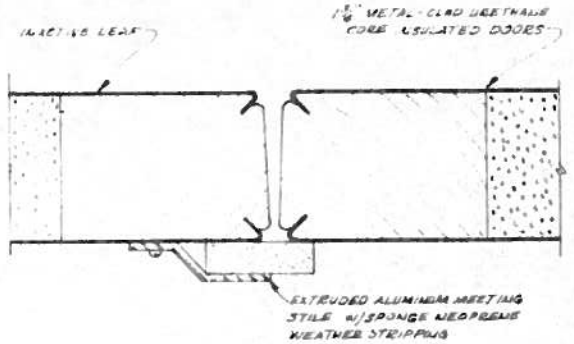

·ASTRAGAL DETAIL·
NTS

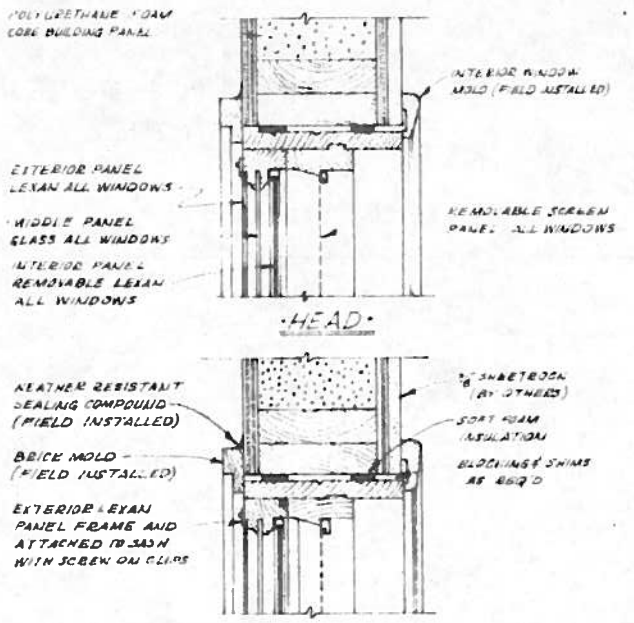

·HEAD·

·JAMB·

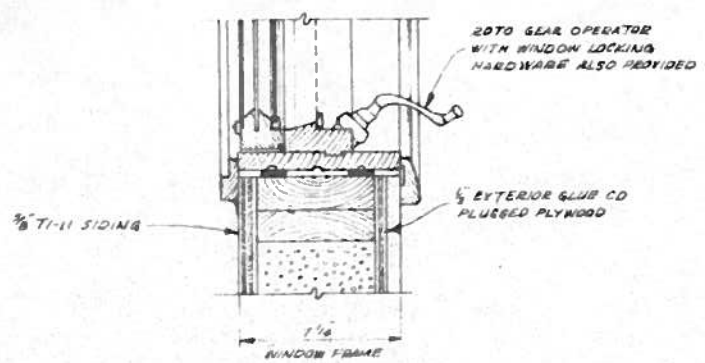

·SILL·

·WINDOW DETAIL·
·TYPICAL·
SCALE 3"=1'-0"

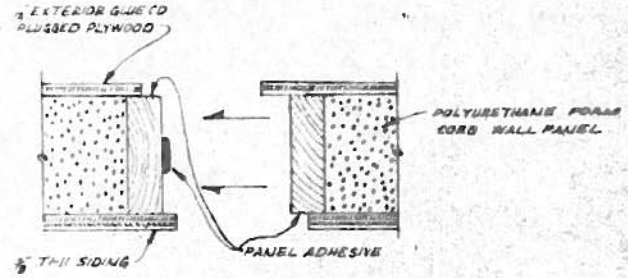

·WALL JOINT· TYP·
NTS

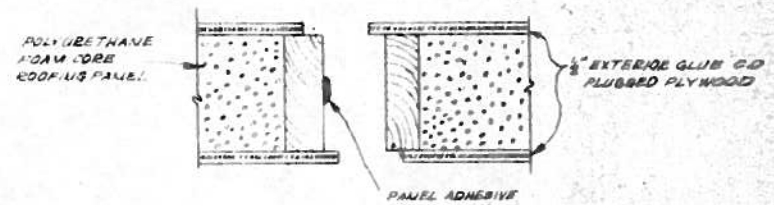

·ROOF JOINT· TYP·
NTS

DATE	REVISIONS	INITIALS

U. S. Department of Health, Education & Welfare
Public Health Service
Indian Health Service

TULUKSAK, ALASKA
WATER TREATMENT PLANT
ELEVATIONS AND DETAILS
PUBLIC LAW 86-121 PROJECT
PROJECT NO. AN-80-220

SHEET NO. 8 OF 30 TOTAL SHEETS

DRAWN BY: JAG
DATE: JAN 79
CHECKED BY:
DATE:

SANITATION FACILITIES CONSTRUCTION BRANCH
ENVIRONMENTAL HEALTH BRANCH
ALASKA AREA NATIVE HEALTH SERVICE
ANCHORAGE, ALASKA

Design Engineer
Maintenance Review
Material Take-off

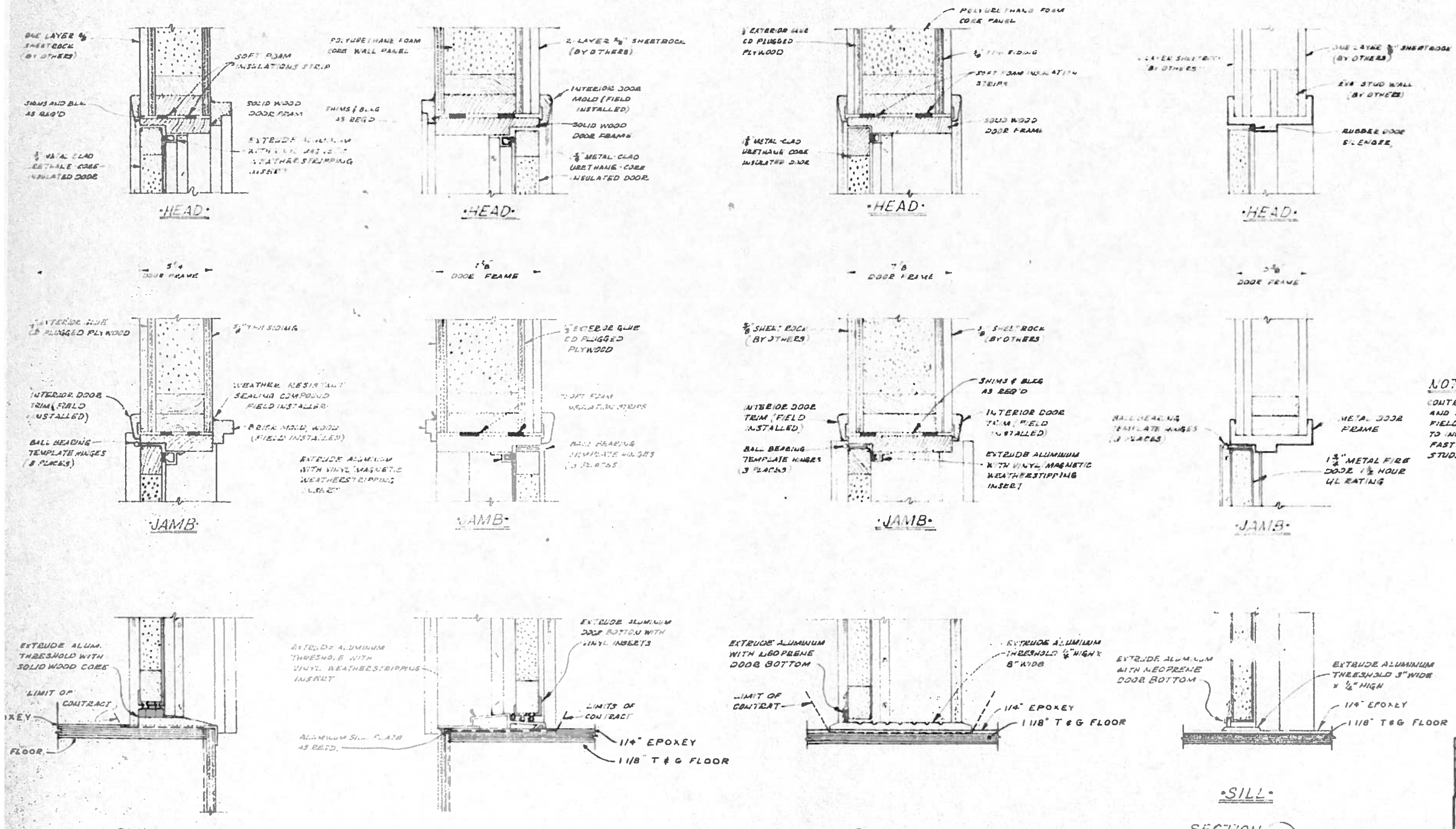

NOTE

CONTRACTOR TO PROVIDE DOOR AND APPURTENANCES, ALL TO BE FIELD INSTALLED BY GOVERNMENT. TO INCLUDE DOOR FRAME CLIPS TO FASTEN METAL DOOR FRAME TO WOOD STUDS

DATE	REVISIONS	INITIALS

U. S. Department of Health, Education & Welfare
Public Health Service
Indian Health Service

TULUKSAK, ALASKA
WATER TREATMENT PLANT
DOOR DETAILS
PUBLIC LAW 86-121 PROJECT
PROJECT NO. AN-80-220

SHEET NO. 9 OF 30 TOTAL SHEETS

DRAWN BY JAG
DATE JAN 79
CHECKED BY
DATE

Design Engineer
Maintenance Review
Material Take-off

SANITATION FACILITIES CONSTRUCTION BRANCH
ENVIRONMENTAL HEALTH BRANCH
ALASKA AREA NATIVE HEALTH SERVICE
ANCHORAGE, ALASKA

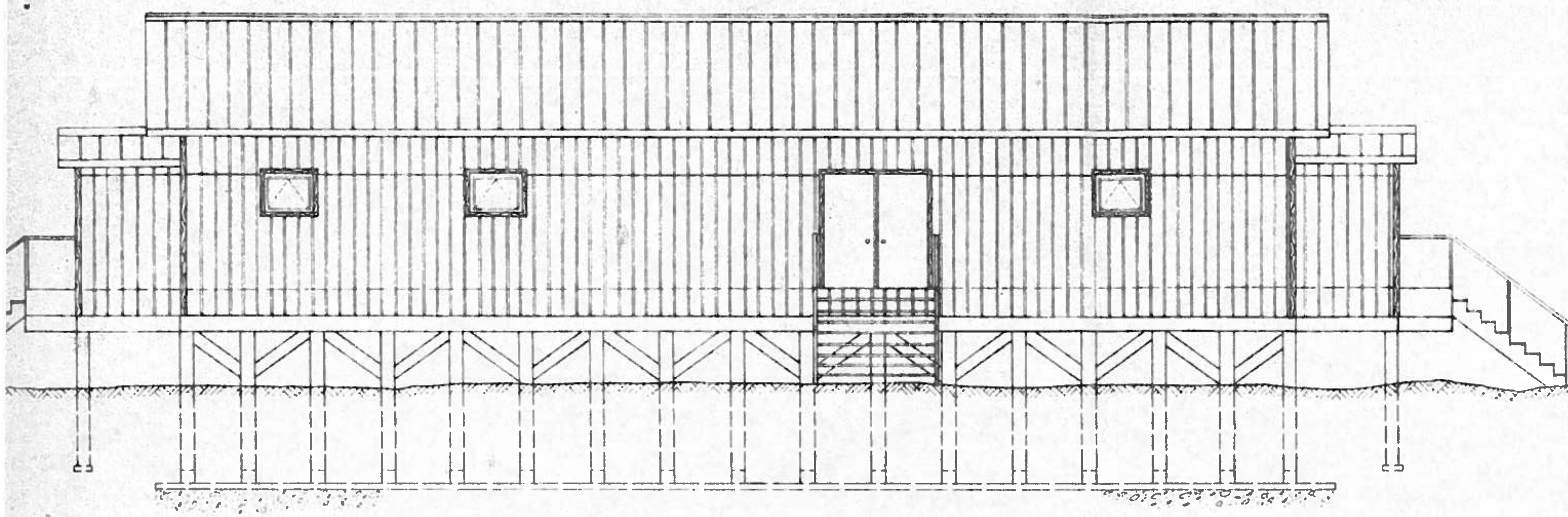

FRONT ELEVATION
SCALE 1/4" = 1'-0"

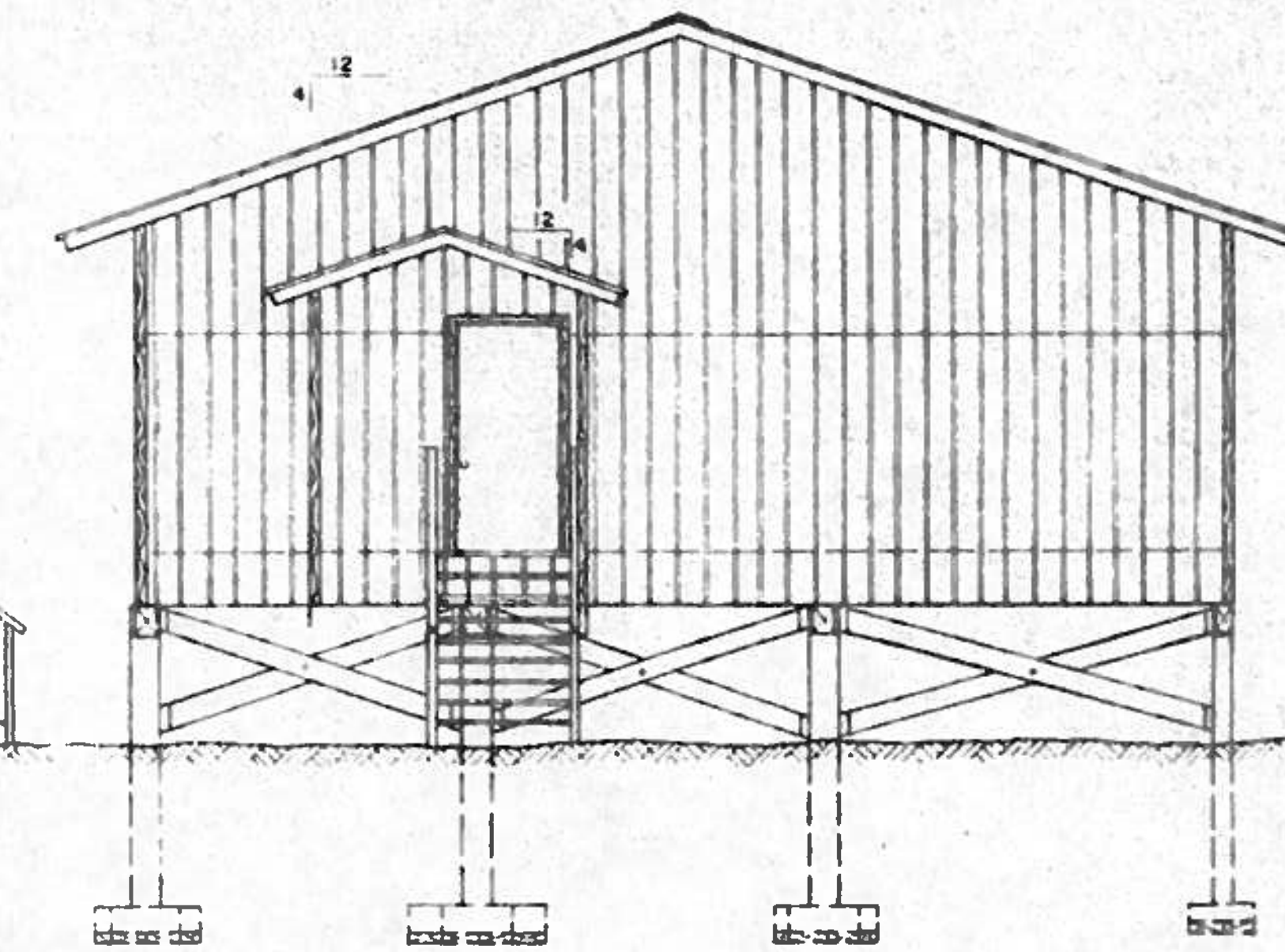

RIGHT END ELEVATION
SCALE 1/4" = 1'-0"

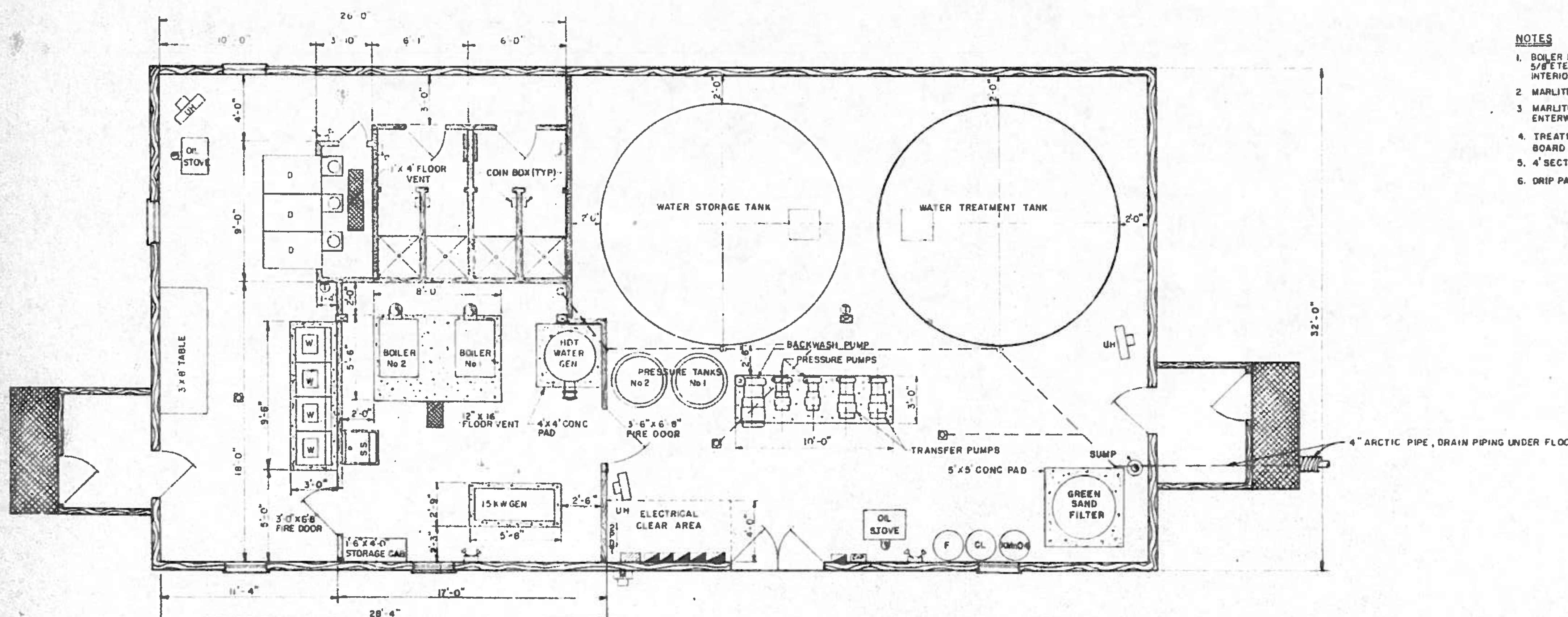

FLOOR PLAN
SCALE 1/4" = 1'-0"

NOTES

1. BOILER ROOM 1 LAYER OF 5/8" SHEET ROCK, 1 LAYER OF 5/8" ETERWALL GYPSUM BOARD W/SNAP ON CORNERS & INTERIOR TRIM (BUFF) STYLE 704
2. MARLITE SHOWER ROOM
3. MARLITE BACK OF WASHERS AND AROUND DRYERS, 5/8" ENTERWALL GYPSUM BOARD W/TRIM REMAINING 3 WALLS
4. TREATMENT ROOM 1 LAYER 5/8" ENTERWALL GYPSUM BOARD W/TRIM
5. 4' SECTION OF BASEBOARD HEATER FOR FUEL OIL PREHEATER
6. DRIP PANS FOR ALL PUMPS, BOILERS & STOVES

DATE	REVISIONS	INITIALS

U. S. Department of Health & Human Services
Public Health Service
Indian Health Service

TULUKSAK, ALASKA
WATER TREATMENT PLANT
FLOOR PLAN AND ELEVATIONS
PUBLIC LAW 86-121 PROJECT
PROJECT NO. AN-81-220

SHEET NO. 12 OF 30 TOTAL SHEETS

Design Engineer
Maintenance Review
Material Take-off

DRAWN BY B. KIRSCHBAUM
DATE FEBRUARY, 1981
CHECKED BY
DATE

SANITATION FACILITIES CONSTRUCTION BRANCH
ENVIRONMENTAL HEALTH BRANCH
ALASKA AREA NATIVE HEALTH SERVICE
ANCHORAGE, ALASKA

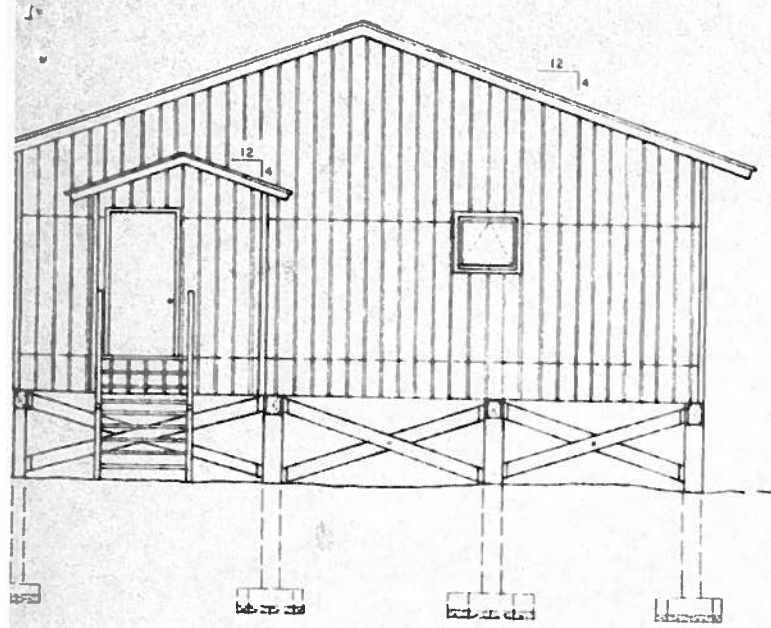

LEFT END ELEVATION
SCALE: 1/4" = 1'-0"

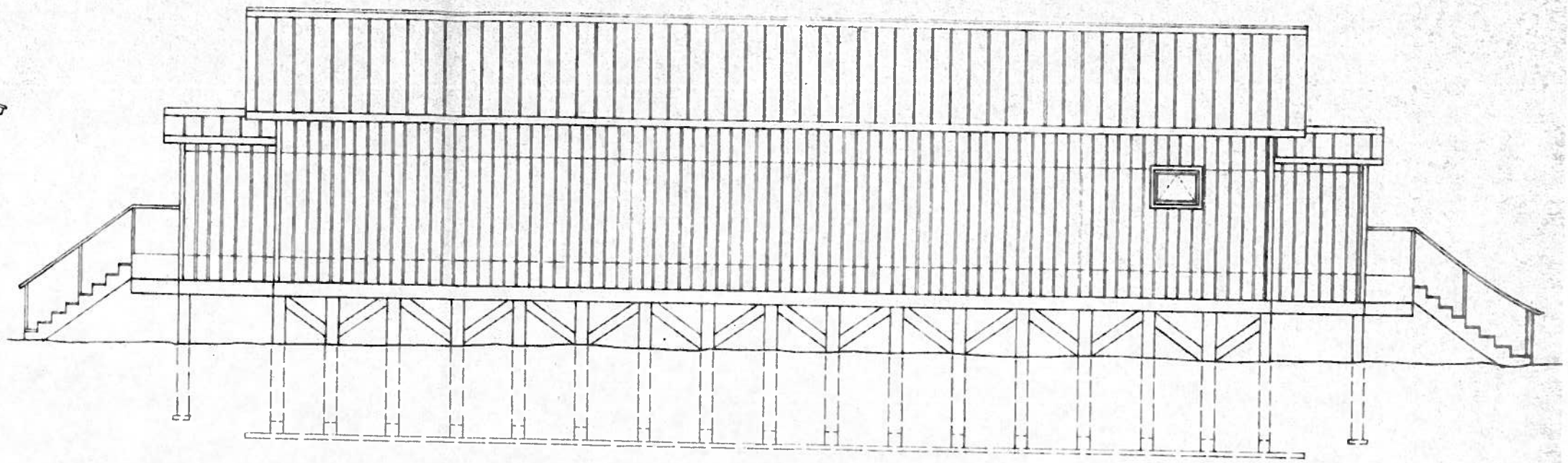

REAR ELEVATION
SCALE: 1/4" = 1'-0"

DATE	REVISIONS	INITIALS

U. S. Department of Health, & Human Services
Public Health Service
Indian Health Service

TULUKSAK, ALASKA
WATER TREATMENT PLANT
ELEVATIONS
PUBLIC LAW 86-121 PROJECT
PROJECT NO. AN-61-220

SHEET NO. 13
TOTAL SHEETS 30

DRAWN BY B. KIRSCHBAUM
DATE FEBRUARY, 1961
CHECKED BY
DATE

Design Engineer
Maintenance Review
Material Take-off

STATE OF ALASKA

SANITATION FACILITIES CONSTRUCTION BRANCH
ENVIRONMENTAL HEALTH BRANCH
ALASKA AREA NATIVE HEALTH SERVICE
ANCHORAGE, ALASKA

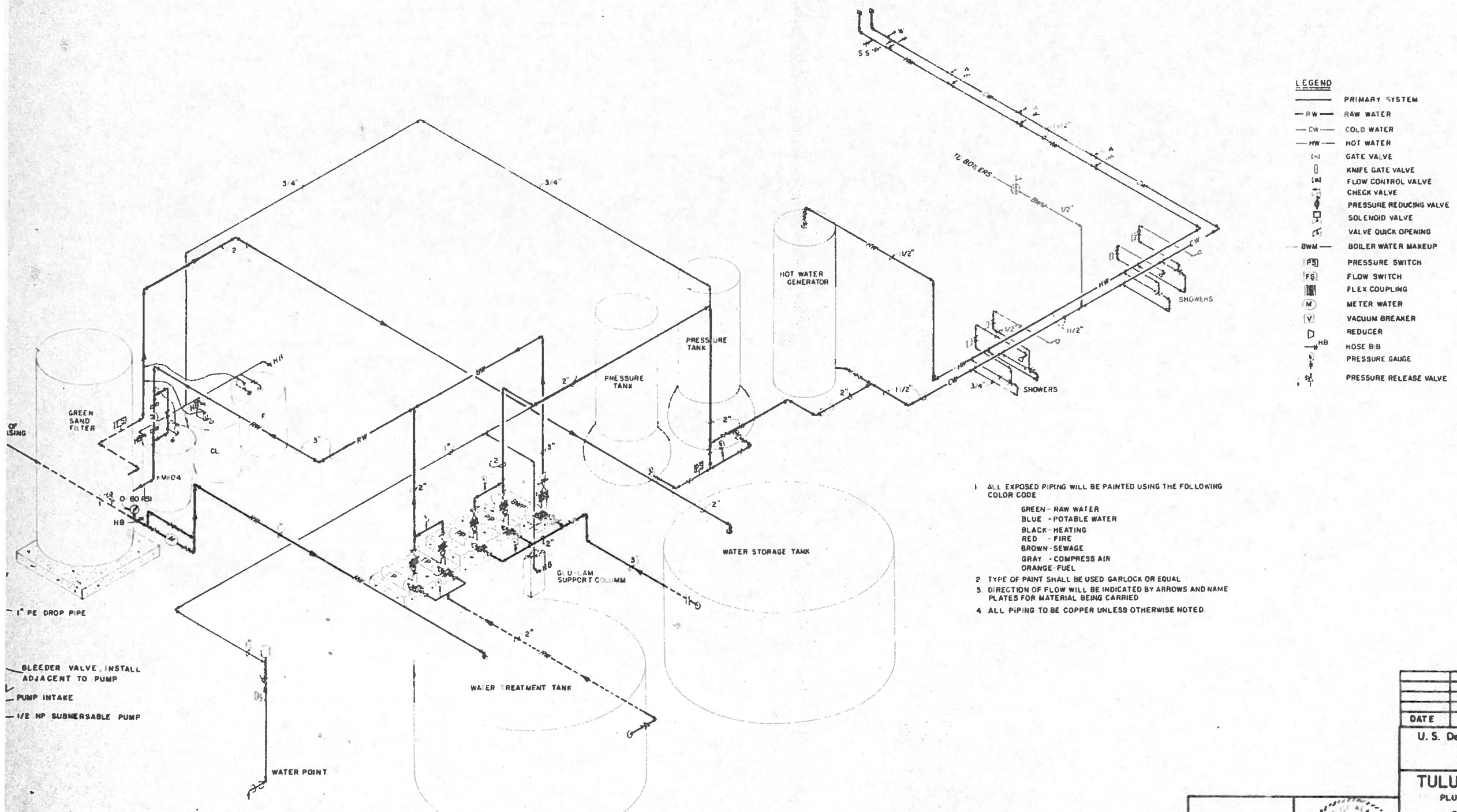

DATE	REVISIONS	INITIALS

U. S. Department of Health, & Human Services
Public Health Service
Indian Health Service

TULUKSAK, ALASKA

PLUMBING SCHEMATIC

PUBLIC LAW 86-121 PROJECT

PROJECT NO. AN-81-220

SHEET NO. 14 OF 30 TOTAL SHEETS

DRAWN BY JAQ DATE MAR 81

CHECKED BY: DATE:

Design Engineer

Maintenance Review

Water of Take-off

SANITATION FACILITIES CONSTRUCTION BRANCH
ENVIRONMENTAL HEALTH BRANCH
ALASKA AREA NATIVE HEALTH SERVICE
ANCHORAGE, ALASKA

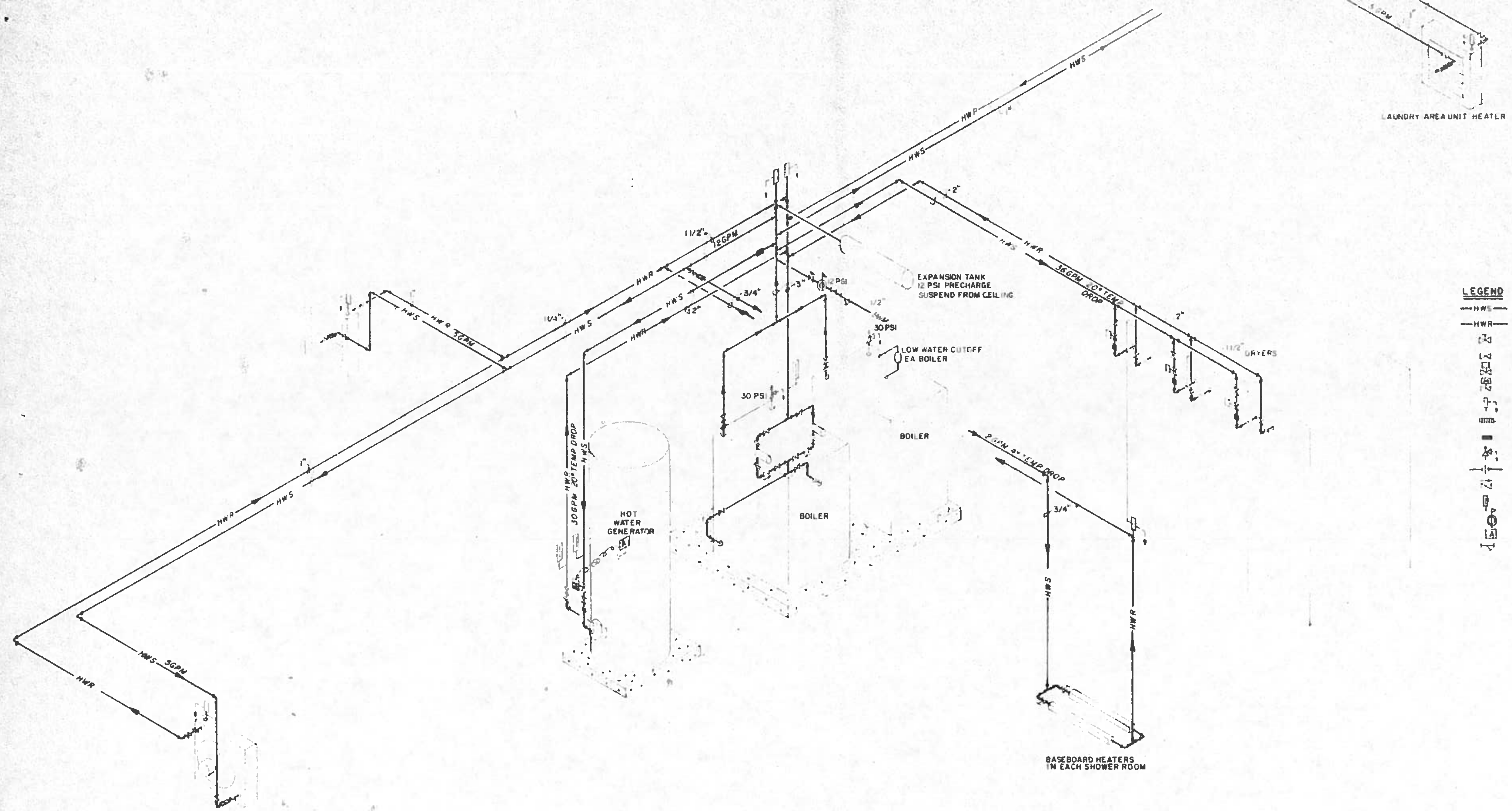

LEGEND

- —HWS— HEATING WATER SERVICE
- —HWR— HEATING WATER RETURN
- AUTOMATIC TEMP CONTROL VALVE
- GATE VALVE
- SOLENOID VALVE
- ZONE VALVE
- AUTOMATIC AIR RELESE
- THERMOFLOW BALANCER
- CIRCUIT SETTER BALANCE VALVE
- PRESSURE RELESE VALVE
- UNION
- CHECK VALVE
- THERMOMETER
- PRESSURE REDUCING VALVE
- AQUASTAT
- STRAINER

DATE	REVISIONS	INITIALS

Design Engineer
Maintenance Review
Material Take-off

U. S. Department of Health, & Human Services
Public Health Service
Indian Health Service

TULUKSAK, ALASKA

HYDRAULIC SYSTEM
PUBLIC LAW 86-121 PROJECT
PROJECT NO AN-80-220

SHEET NO. 15 OF 30 TOTAL SHEETS

DRAWN BY: JAQ
DATE: APR 81
CHECKED BY:
DATE:

SANITATION FACILITIES CONSTRUCTION BRANCH
ENVIRONMENTAL HEALTH BRANCH
ALASKA AREA NATIVE HEALTH SERVICE
ANCHORAGE, ALASKA

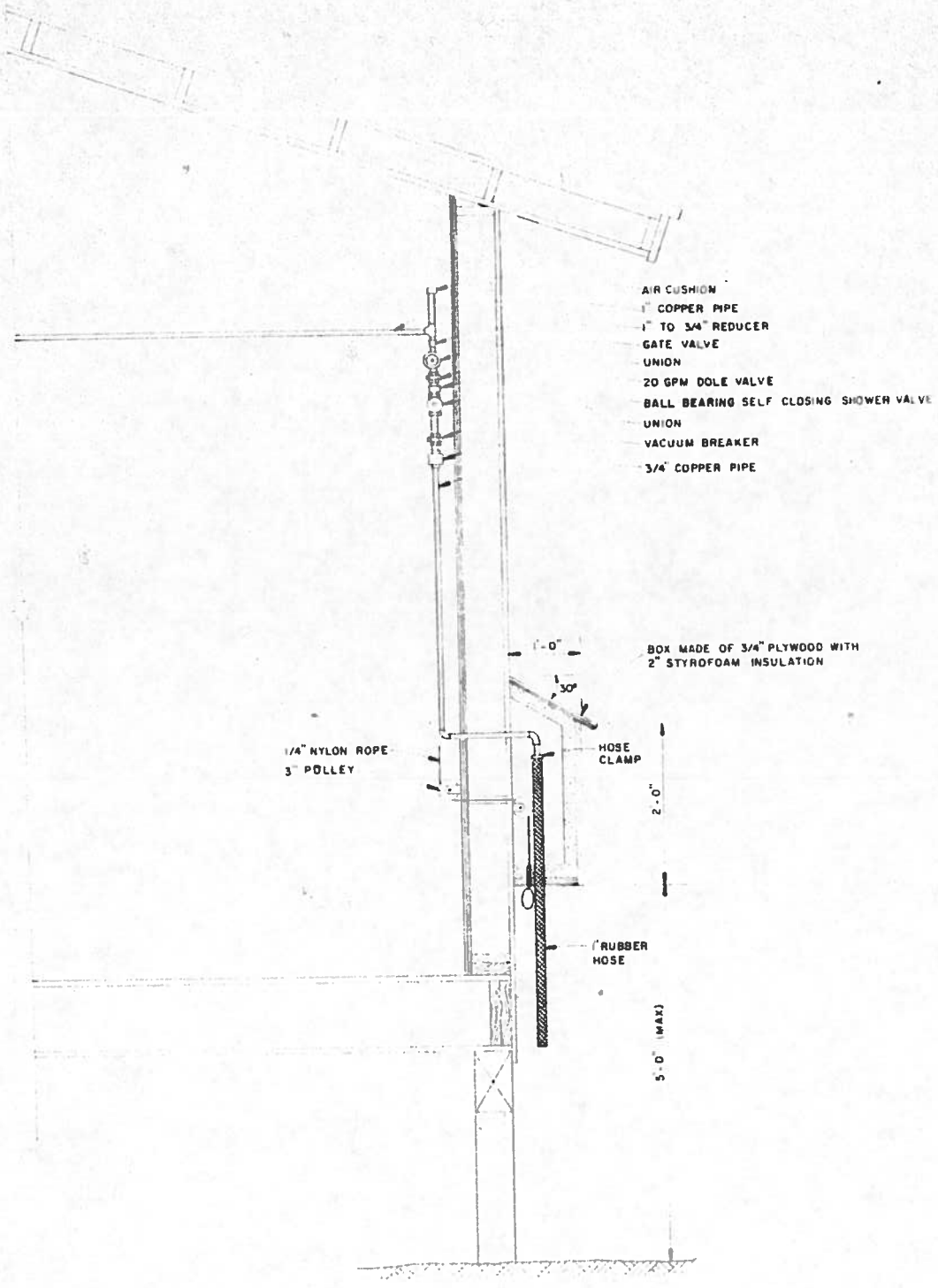

WATER POINT ASSEMBLY SECTION

SCALE 1" = 1'-0"

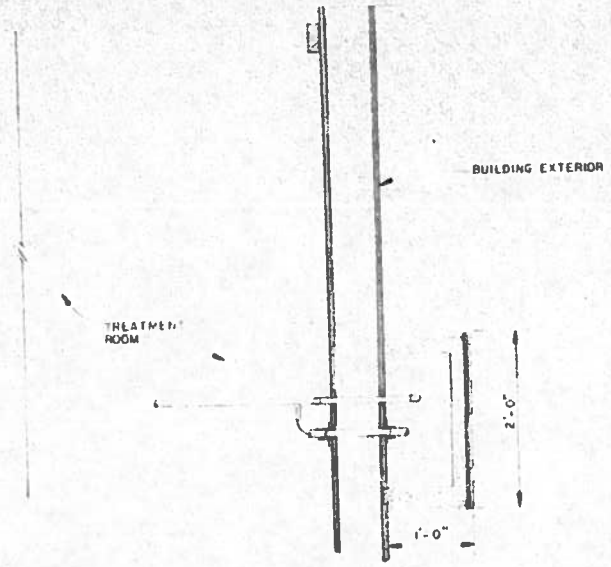

WATER POINT BOX AND PIPING PLAN

SCALE 1/4" = 1'-0"

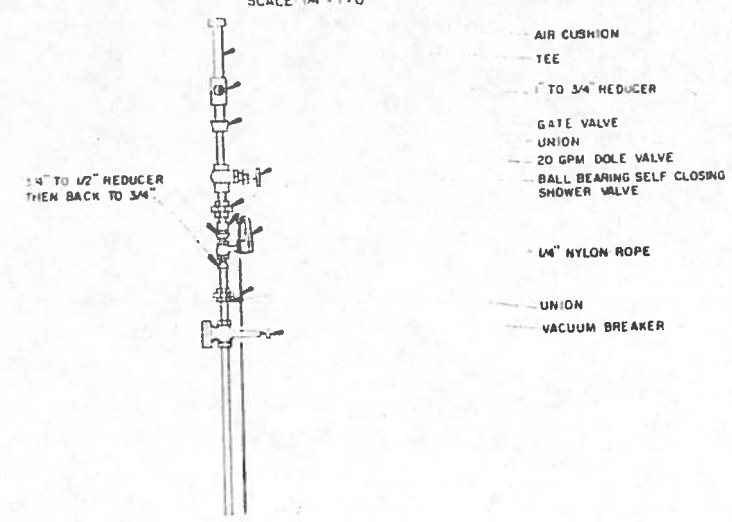

FRONT VIEW

NTS

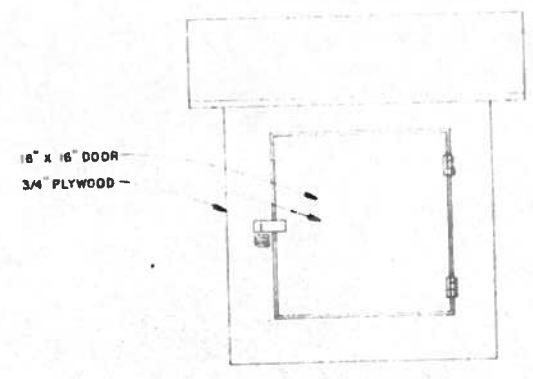

BOX ELEVATION

NTS

DATE	REVISIONS	INITIALS

U. S. Department of Health, & Human Services
Public Health Service
Indian Health Service

TULUKSAK, ALASKA
WATER TREATMENT BUILDING
WATER POINT DETAILS
PUBLIC LAW 86-121 PROJECT
PROJECT NO. AN-81-22

SHEET NO. 16 OF 30 TOTAL SHEETS

DRAWN BY: B. KIRSCHBAUM
DATE: MAR. 1981
CHECKED BY
DATE

SANITATION FACILITIES CONSTRUCTION BRANCH
ENVIRONMENTAL HEALTH BRANCH
ALASKA AREA NATIVE HEALTH SERVICE
ANCHORAGE, ALASKA

Design Engineer
Maintenance Review
Material Take-off

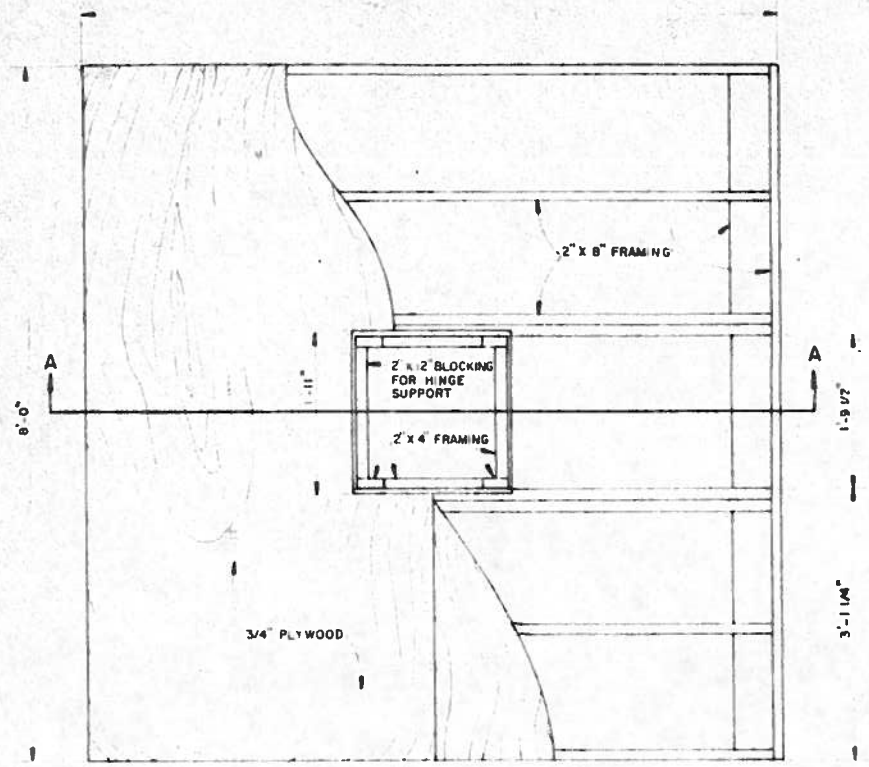

PLAN VIEW
SCALE 1"=1'-0"

NOTES:

1. ALL LUMBER AND PLYWOOD SHALL BE TREATED.
2. SEVEN SEWAGE BUNKERS ARE REQUIRED THEY ARE TO BE LOCATED THROUGHOUT THE VILLAGE.
3. NAIL PLYWOOD ON WITH 8d GALVANIZED NAILS AT 6" O.C.
4. USE 16d GALVANIZED NAILS FOR ALL 2"x FRAMING CONNECTIONS.

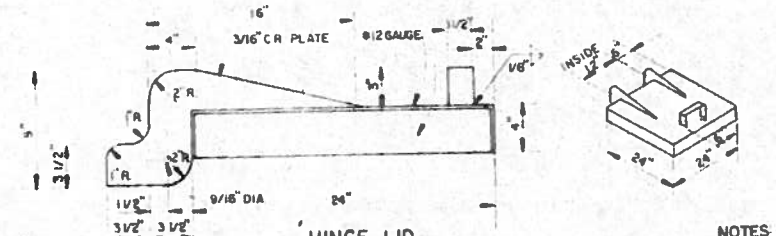

HINGE LID
NTS

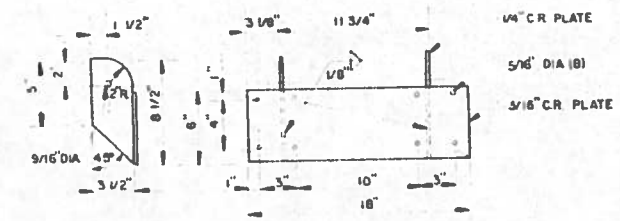

HINGE PLATE
NTS

NOTES:

1. PRIME COAT WITH RED OXIDE OR EQUAL.
2. PROVIDE 1 1/2" x 1" CLEVIS PINS WITH WASHERS AND COTTER PINS - 2 EACH REQUIRED PER LID.
3. PROVIDE 1/4" x 3" GALVANIZED BOLTS WITH WASHERS AND NUTS - 8 EACH REQUIRED PER HINGE.

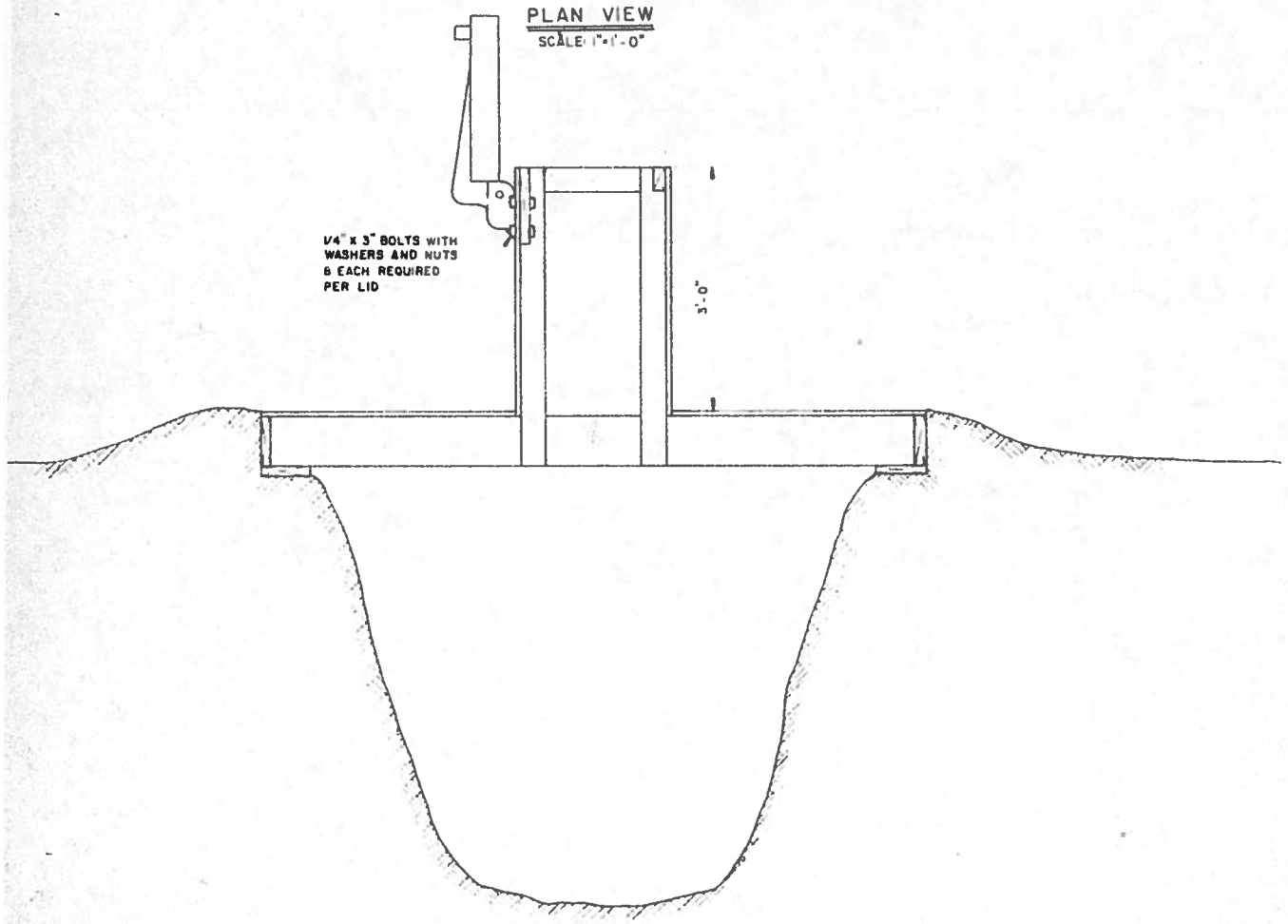

SECTION A-A
SCALE 1"=1'-0"

DATE	REVISIONS	INITIALS

U. S. Department of Health, & Human Services
Public Health Service
Indian Health Service

TULUKSAK, ALASKA
SEWAGE DISPOSAL BUNKER
PUBLIC LAW 86-121 PROJECT
PROJECT NO. AN-81-220

SHEET NO 17 OF 30 TOTAL SHEETS

DRAWN BY B. KIRSCHBAUM
DATE MAY, 1981
CHECKED BY
DATE

SANITATION FACILITIES CONSTRUCTION BRANCH
ENVIRONMENTAL HEALTH BRANCH
ALASKA AREA NATIVE HEALTH SERVICE
ANCHORAGE, ALASKA

Design Engineer
Maintenance Review
Material Take-off

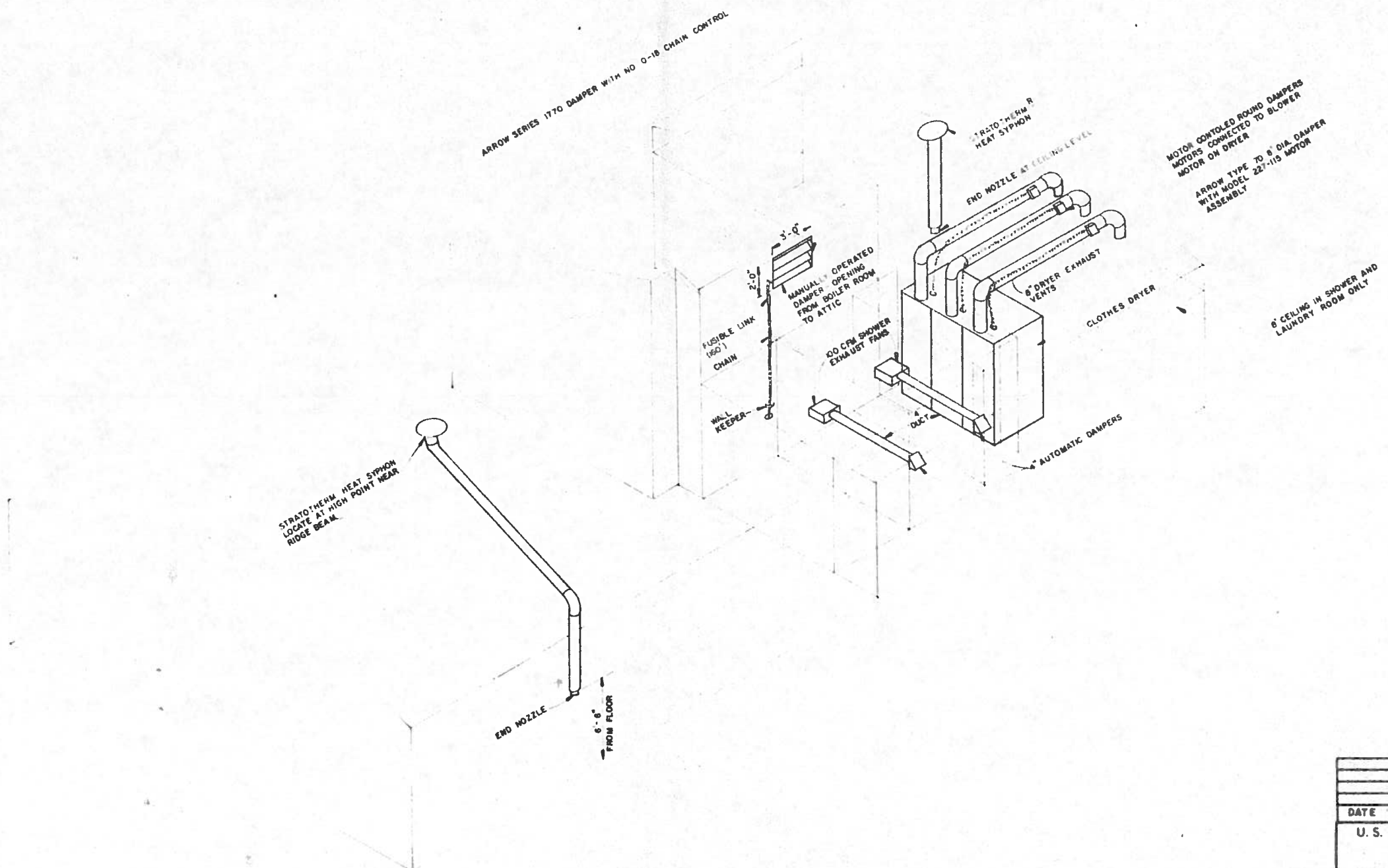

DATE	REVISIONS	INITIALS

U. S. Department of Health, & Human Services
Public Health Service
Indian Health Service

TULUKSAK, ALASKA

HEATING & VENTILATION DUCT ISOMETRIC
PUBLIC LAW 86-121 PROJECT
PROJECT NO. AN-81-220

SHEET NO. 18 OF 30 TOTAL SHEETS

DRAWN BY: B KIRSCHBAUM
DATE: MAY, 1981

CHECKED BY
DATE

SANITATION FACILITIES CONSTRUCTION BRANCH
ENVIRONMENTAL HEALTH BRANCH
ALASKA AREA NATIVE HEALTH SERVICE
ANCHORAGE, ALASKA

Design Engineer

Maintenance Review

Material Take-off

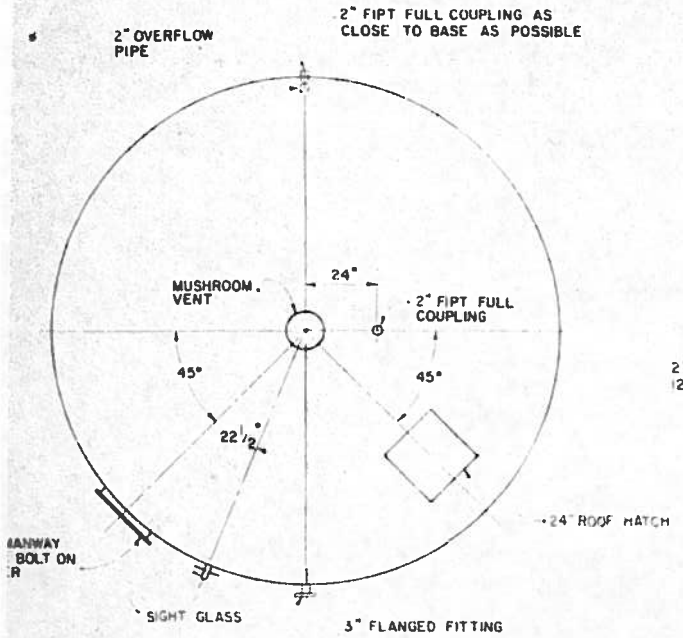

PLAN VIEW
NOT TO SCALE

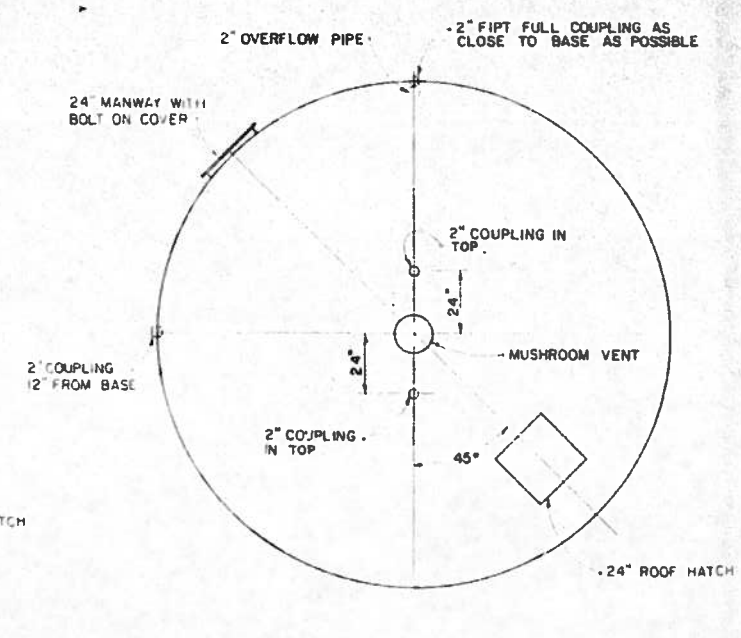

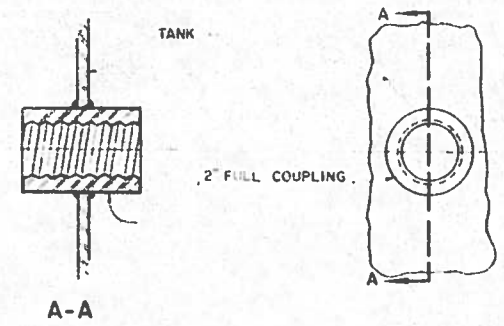

TYPICAL FULL COUPLING DETAIL
NOT TO SCALE

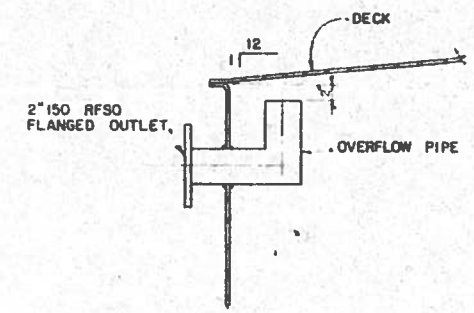

OVERFLOW DETAIL
NOT TO SCALE

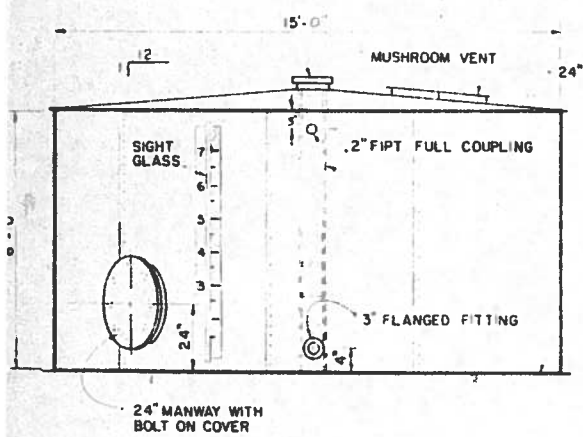

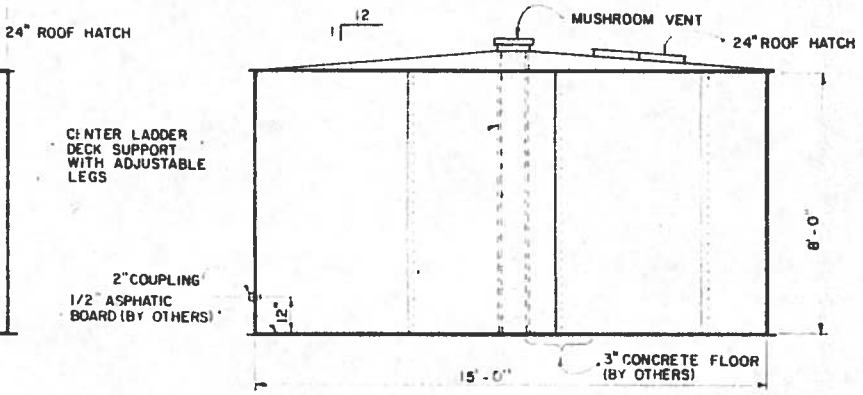

BOLTED STEEL TANKS
NOT TO SCALE

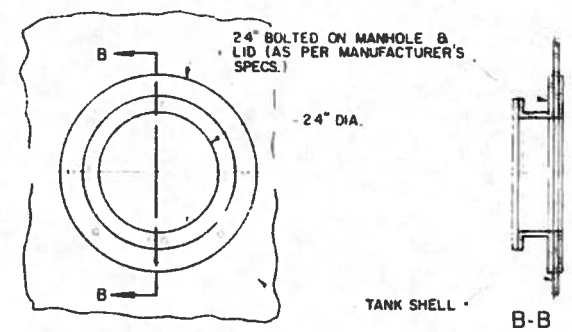

MANWAY DETAIL
NOT TO SCALE

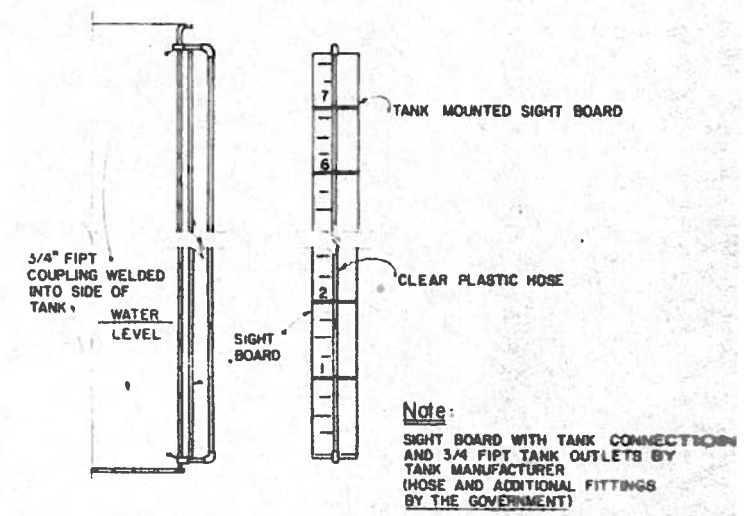

Note:
SIGHT BOARD WITH TANK CONNECTION AND 3/4 FIPT TANK OUTLETS BY TANK MANUFACTURER (HOSE AND ADDITIONAL FITTINGS BY THE GOVERNMENT)

SIGHT GLASS DETAIL
NOT TO SCALE

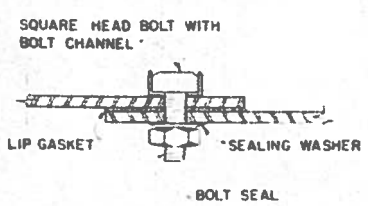

VERICAL SEAM DETAIL
NOT TO SCALE

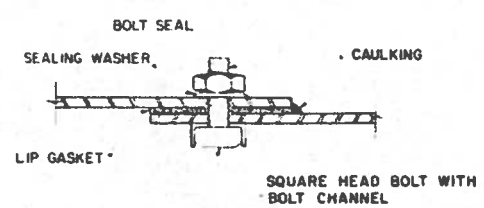

BOTTOM SEAM DETAIL
NOT TO SCALE

DATE	REVISIONS	INITIALS

U. S. Department of Health, Education & Welfare
Public Health Service
Indian Health Service

TULUKSAK, ALASKA
WATER TREATMENT PLANT
WATER TANK DETAIL
PUBLIC LAW 86-121 PROJECT
PROJECT NO. AN-80-220

SHEET NO. 19 OF 30 TOTAL SHEETS

DRAWN BY JOHN HARVEY
DATE FEB. 79
CHECKED BY
DATE

SANITATION FACILITIES CONSTRUCTION BRANCH
ENVIRONMENTAL HEALTH BRANCH
ALASKA AREA NATIVE HEALTH SERVICE
ANCHORAGE, ALASKA

Design Engineer
Maintenance Review
Material Take-off

"H"	"A"	"B"
8"-9"	4 1/2"	6"
9"-12"	6 1/2"	7"
12"-18"	9"	10 1/2"
18"-26"	15"	15"
26"-36"	23"	17"

FITTING OR PIPE DIA.	"C"
3"-4"	1/2" X 3" X 3"
6"-8"	1/2" X 3" X 5"
10"-14"	1/2" X 3" X 8"
16"-24"	1/2" X 3" X 10"

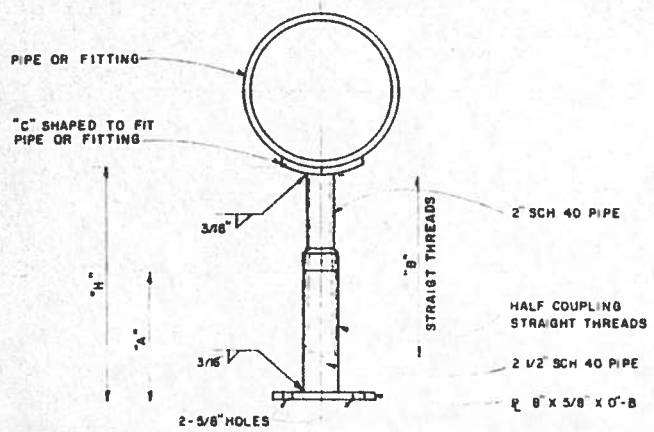

NOTE:

ANCHOR PIPE SUPPORT TO THE FLOOR WITH 1/2" EXP A.B

PIPE SUPPORT TYPICAL

NTS

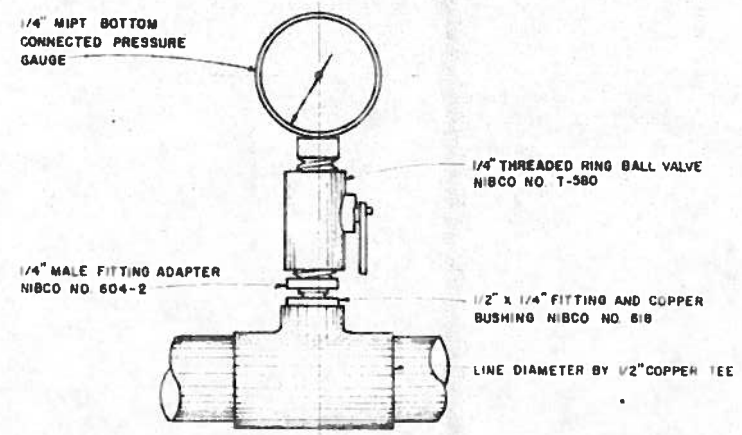

PRESSURE GAUGE INSTALLATION-TYPICAL

NTS

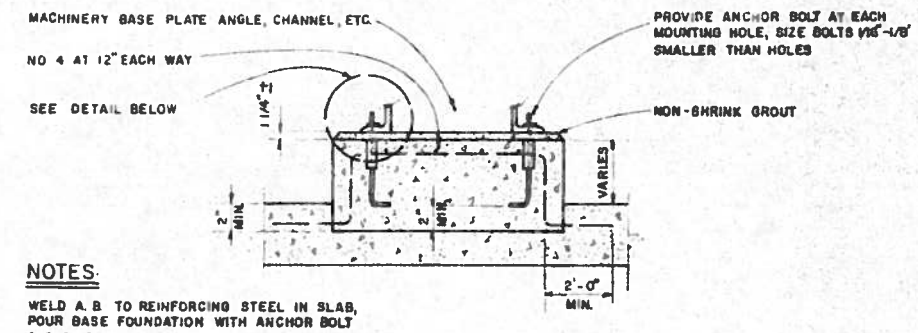

NOTES:

WELD A.B. TO REINFORCING STEEL IN SLAB, POUR BASE FOUNDATION WITH ANCHOR BOLT AND PIPE SLEEVE SET

USE FOR PUMPS, MOTORS, ENGINES AND OTHER EQUIPMENT (ABOVE 2 HP)

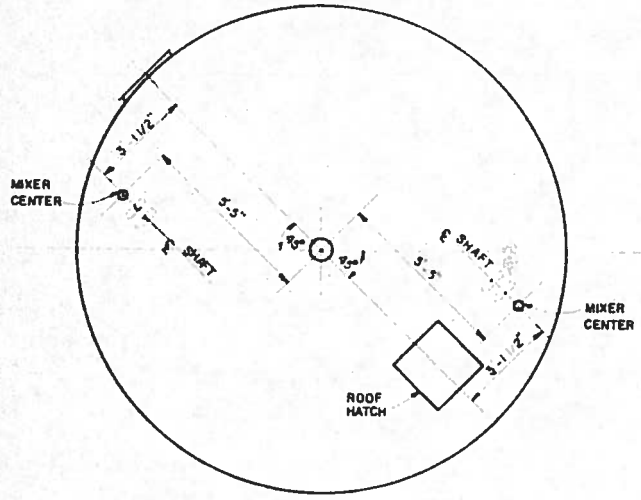

PLAN VIEW

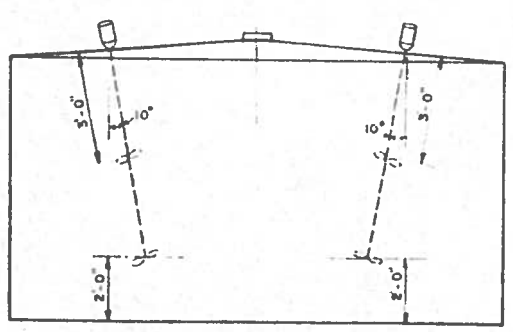

ELEVATION

SETTLING TANK MIXER SPACING

NTS

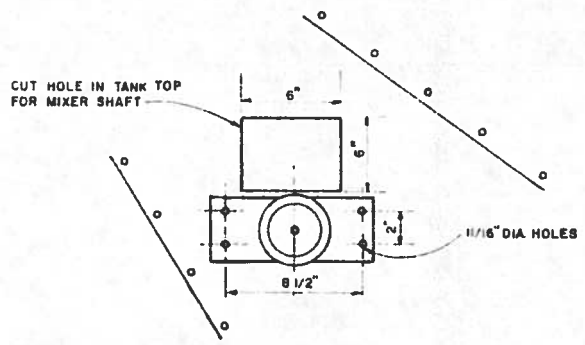

PLAN VIEW

SECTION

MIXER CUP-PLATE MOUNT

NTS

NOTES:

ANCHOR BOLT MATERIAL S.A.E. GRADE NO 5 OR EQUIVALENT LOCATION OF ANCHOR BOLTS AS SPECIFIED BY MACHINERY MANUFACTURER.

GROUT BASE WITH LEVELING NUTS BACKED OFF IN ACCORD WITH MANUFACTURER'S INSTRUCTION.

SET MACHINERY ON METAL SHIMS, USING LEVELING NUTS. MACHINE MUST BE TIGHT AGAINST SHIMS WITH LEVELING NUTS BACKED OFF BEFORE GROUTING

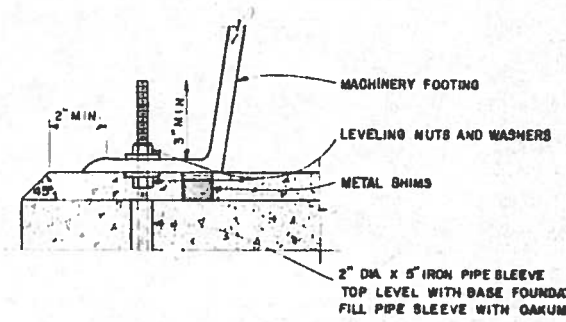

MACHINERY FOUNDATION DETAIL

NTS

DATE	REVISIONS	INITIALS

U. S. Department of Health, Education & Welfare
Public Health Service
Indian Health Service

TULUKSAK, ALASKA
MECHANICAL DETAILS
PUBLIC LAW 86-121 PROJECT
PROJECT NO. AN-80-220

SHEET NO. 20 OF 30 TOTAL SHEETS

Design Engineer

Maintenance Review

Material Take-off

DRAWN BY: B. KIRSCHBAUM
DATE: MAY, 1979

CHECKED BY:
DATE:

SANITATION FACILITIES CONSTRUCTION BRANCH
ENVIRONMENTAL HEALTH BRANCH
ALASKA AREA NATIVE HEALTH SERVICE
ANCHORAGE, ALASKA

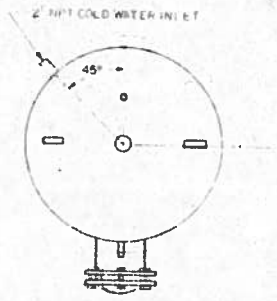

TOP VIEW

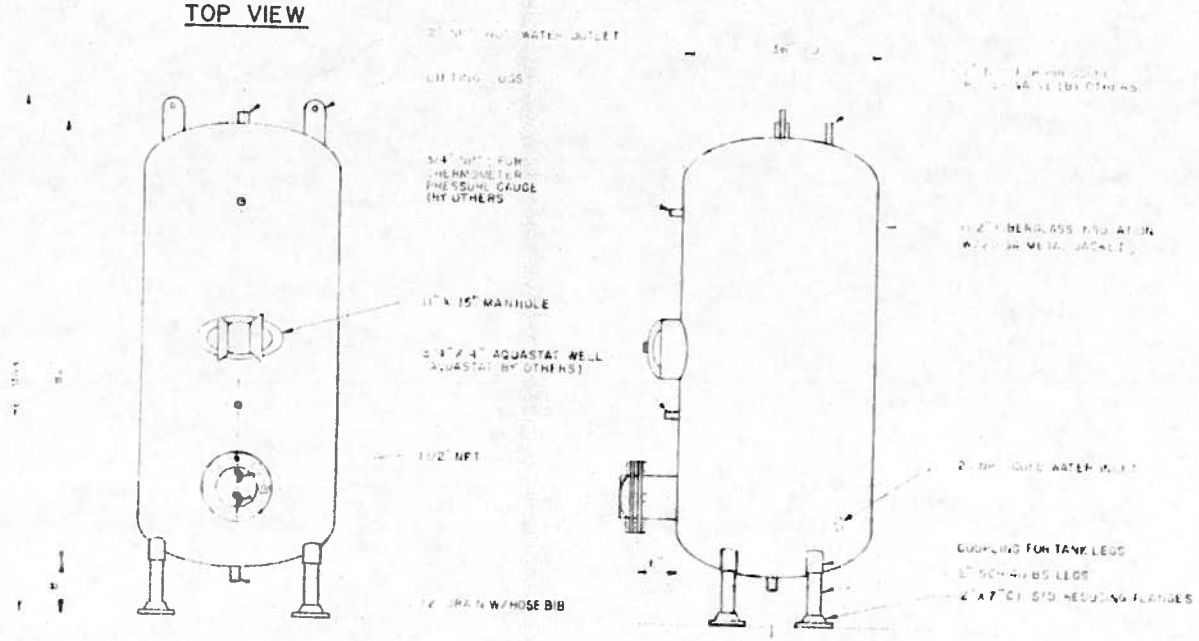

FRONT VIEW

SIDE VIEW

HOT WATER GENERATOR

SCALE 3/4" = 1'-0"

NOTES

1. ASME PRESSURE RATED TO 125 PSI
2. APPROXIMATE STORAGE CAPACITY 325 GALLONS
3. ALL TANKS SHALL BE EXTRA STRONG COUPLINGS
4. EXTERIOR OF TANK SHALL BE PAINTED WITH ZINC PRIMER MINIMUM DRY FILM THICKNESS 2 MIL
5. TANK INTERIOR SHALL HAVE CATALYTIC SET PHENOLIC COATING MINIMUM DRY FILM THICKNESS 6 MIL
6. HEAT EXCHANGER TUBE BUNDLE "U" TUBE DESIGN, 400 GPH (MINIMUM) HOT WATER RECOVERY RATE, WATER HEATED FROM 40°F TO 140°F 212°F BOILER WATER TEMP DROP, 3 FPS TUBE VELOCITY 7.5 FPS, TUBE SIZE 3/4" O.D., MINIMUM OF 7.5 SQ FT HEATING SURFACE, REMOVABLE BUNDLE, 1 1/2" NPT (MIN) INLET AND OUTLET TAPS 125 PSI RATING

DATE	REVISIONS	INITIALS

U. S. Department of Health & Human Services
Public Health Service
Indian Health Service

TULUKSUK, ALASKA
HOT WATER GENERATOR
PUBLIC LAW 86-121 PROJECT
PROJECT NO. AN-80-220

SHEET NO. 21 OF 30 TOTAL SHEETS

DRAWN BY JAQ
DATE MAR 81
CHECKED BY
DATE

SANITATION FACILITIES CONSTRUCTION BRANCH
ENVIRONMENTAL HEALTH BRANCH
ALASKA AREA NATIVE HEALTH SERVICE
ANCHORAGE, ALASKA

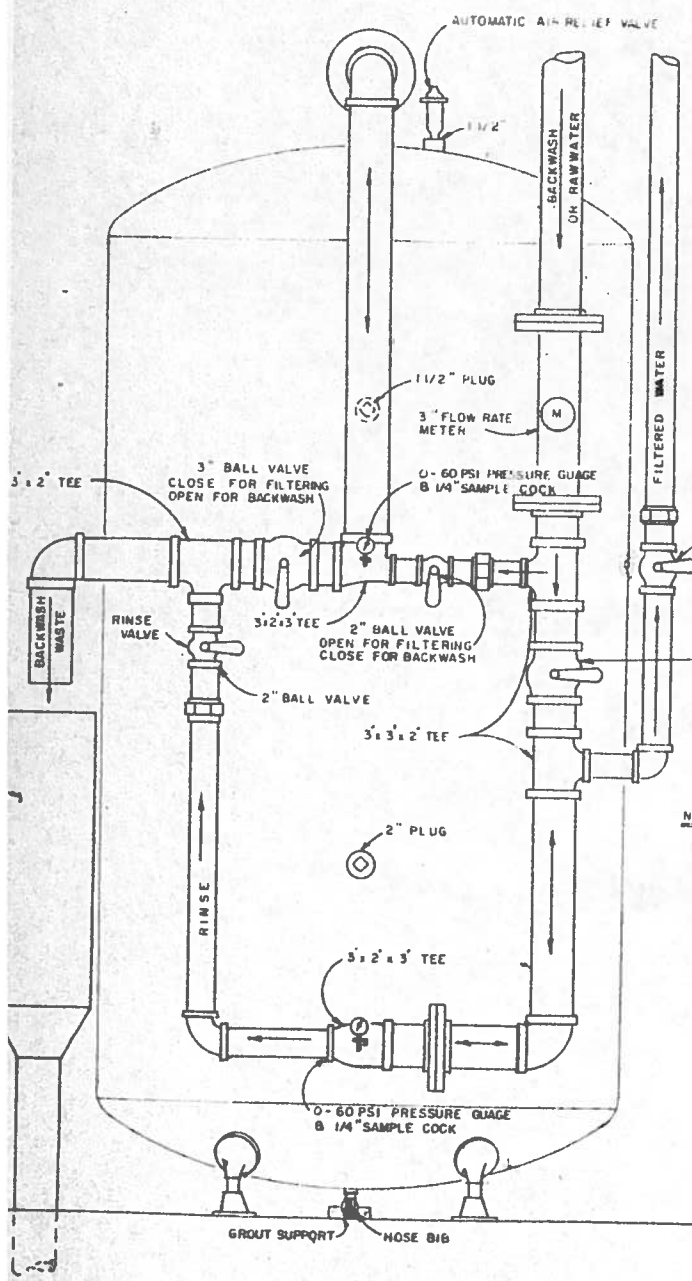

FRONT VIEW

NTS

NOTE

THE TANK WAS PREVIOUSLY AQUIRED HOWEVER THE PLUMBING IS REQUIRED AS SHOWN. ALSO THE FILTER MEDIA AND SUPPORT LEGS ARE REQUIRED.

THE PLUMBER SHOULD COMPARE THIS DRAWING WITH THE EXISTING TANK TO DETERMINE THE MATERIALS NEEDED.

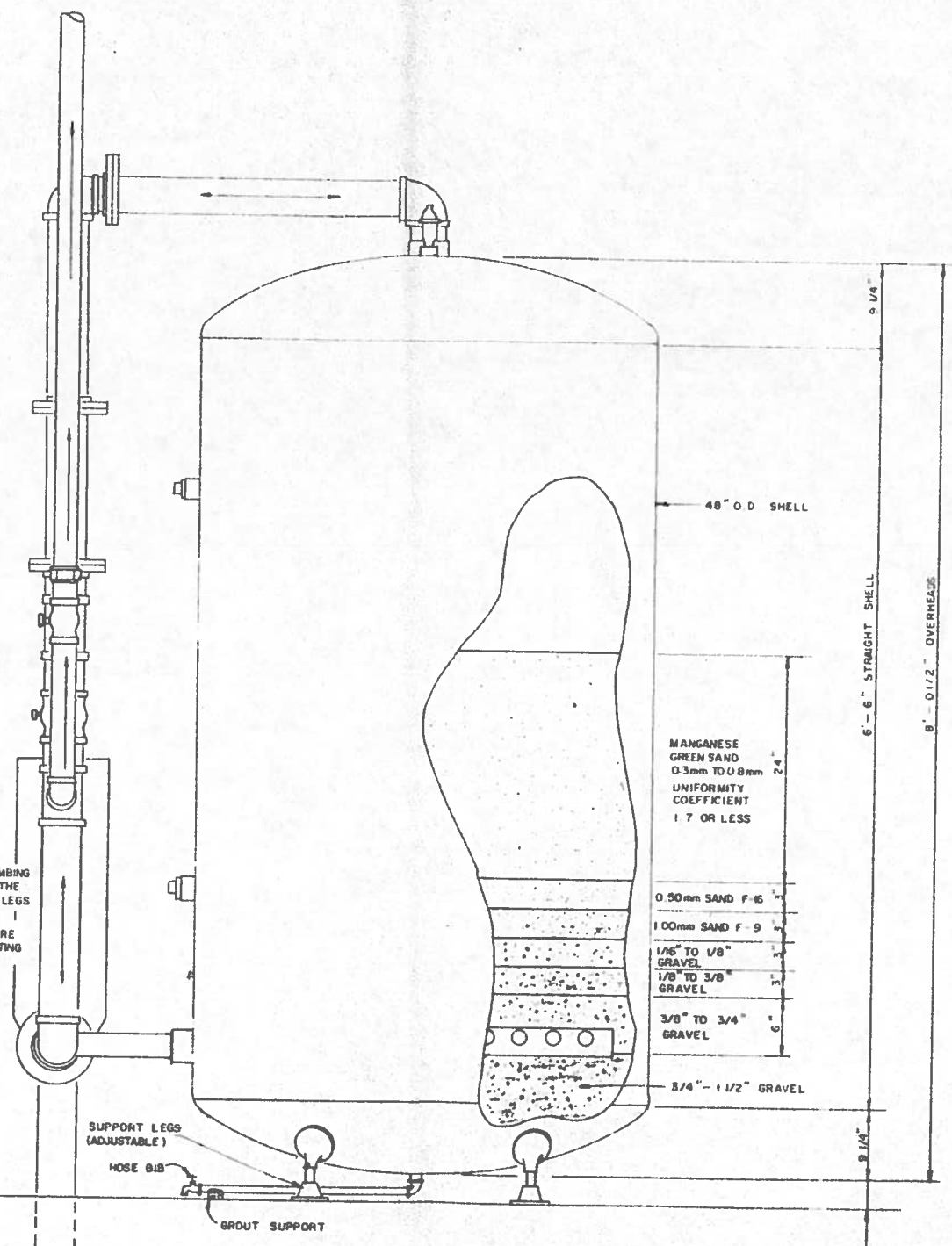

SIDE VIEW

NTS

DATE	REVISIONS	INITIALS

U. S. Department of Health, & Human Services
Public Health Service
Indian Health Service

TULUKSAK, ALASKA
GREEN SAND FILTER
PUBLIC LAW 86-121 PROJECT
PROJECT NO AN-81-220

SHEET NO 22 OF 30 TOTAL SHEETS

DRAWN BY DRF
DATE 4-24-81

CHECKED BY
DATE

SANITATION FACILITIES CONSTRUCTION BRANCH
ENVIRONMENTAL HEALTH BRANCH
ALASKA AREA NATIVE HEALTH SERVICES
ANCHORAGE, ALASKA

Design Engineer

Maintenance Review

Material Take-off

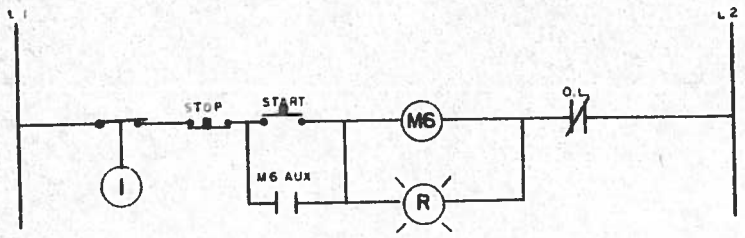

SUPPLY PUMP CONTROL

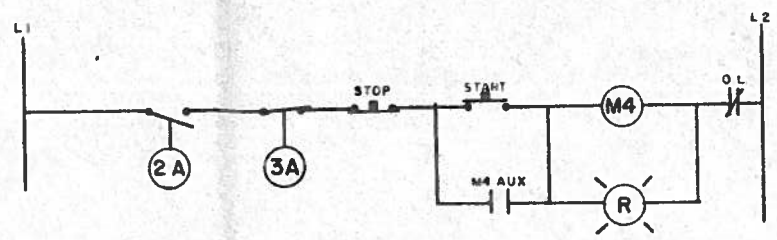

TRANSFER PUMP CONTROL (TYP.) 2nd PUMP USES "B" CONTROLS

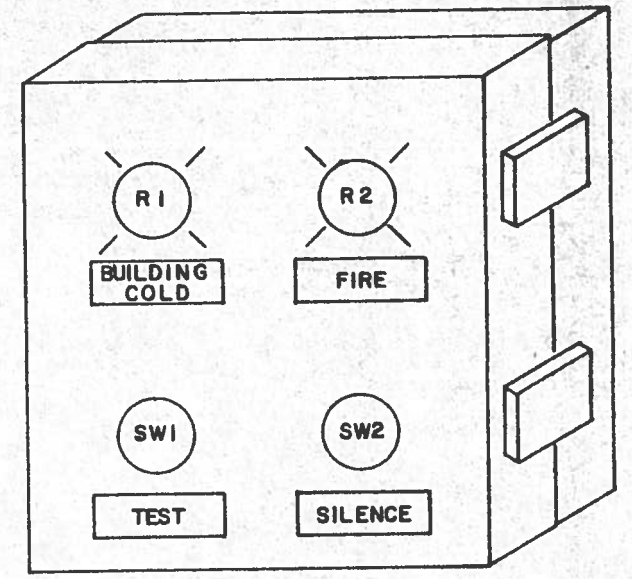

ENCLOSURE LAYOUT

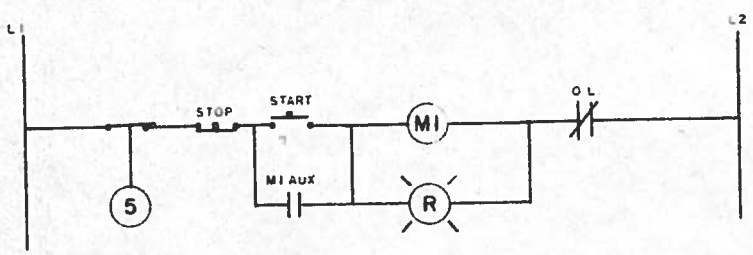

BACKWASH PUMP CONTROL

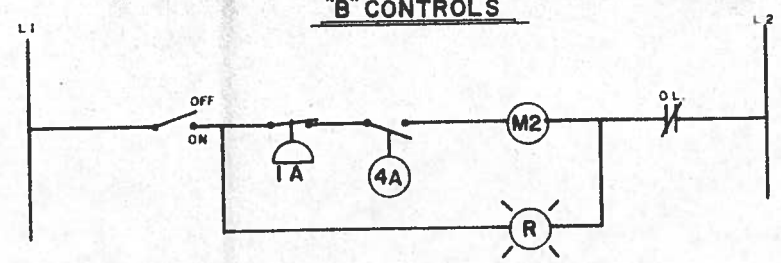

PRESSURE PUMP CONTROL (TYP.) 2nd PUMP USES "B" CONTROLS

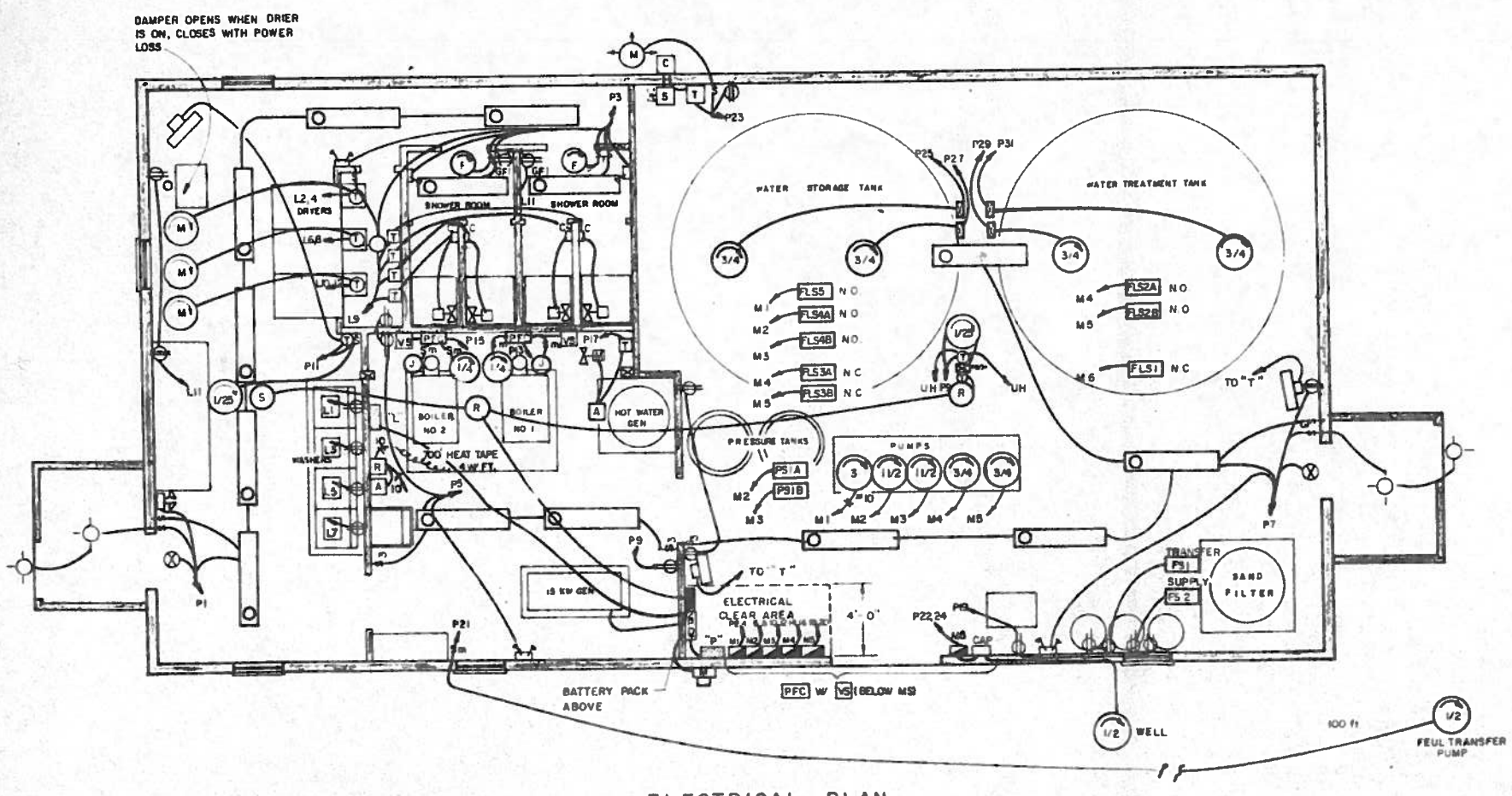

ELECTRICAL PLAN

1/4" = 1'-0"

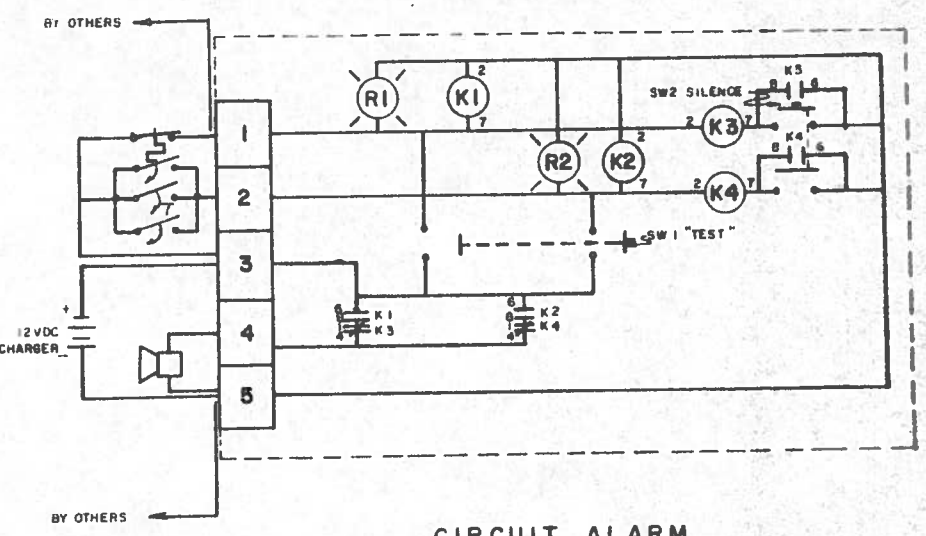

CIRCUIT ALARM

LEGEND

- LIGHT INCANDESENT
- FIXTURE WALL MOUNTED
- JUNCTION BOX
- DUPLEX RECEPTACLE
- FLUORESENT FIXTURE
- SINGLE POLE SWITCH
- 3 WAY SWITCH
- THERMOSTAT
- TRANSFORMER
- CONTROLLER
- POWER PANEL
- ALARM PANEL
- MOTOR STARTER
- METER BASE
- AQUASTAT
- SOLENOID VALVE
- MOTOR & HP
- ALARM HORN
- FLOAT SWITCH
- PRESSURE SWITCH
- FLOW SWITCH
- UNIT HEATER
- HOME RUN TO PANEL
- NUMBER OF WIRES
- POWER FACTOR CONTROLLER
- VOLTAGE SENSOR
- MOTOR OPERATED DAMPER
- RATE OF RISE DETECTOR
- SMOKE DETECTOR
- FAN
- COIN OPERATEDR METER

DATE	REVISIONS	INITIALS

U. S. Department of Health, & Human Services
Public Health Service
Indian Health Service

TULUKSAK, ALASKA
ELECTRICAL PLAN
PUBLIC LAW 86-121 PROJECT
PROJECT NO. AN - 81 - 220

SHEET NO 23 OF 30 TOTAL SHEETS

DRAWN BY DRF
DATE: 4 - 23 - 81

CHECKED BY:
DATE

Design Engineer

Maintenance Review

Material Take-off

SANITATION FACILITIES CONSTRUCTION BRANCH
ENVIRONMENTAL HEALTH BRANCH
ALASKA AREA NATIVE HEALTH SERVICE
ANCHORAGE, ALASKA

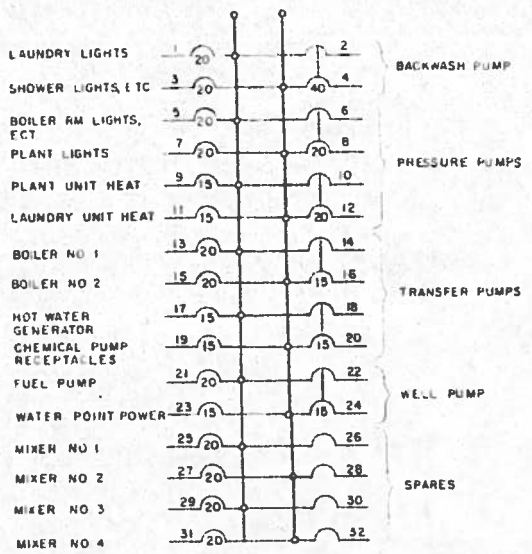

PANELBOARD "P"

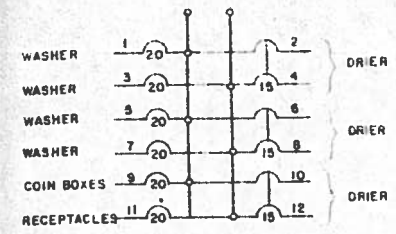

PANELBOARD "L"

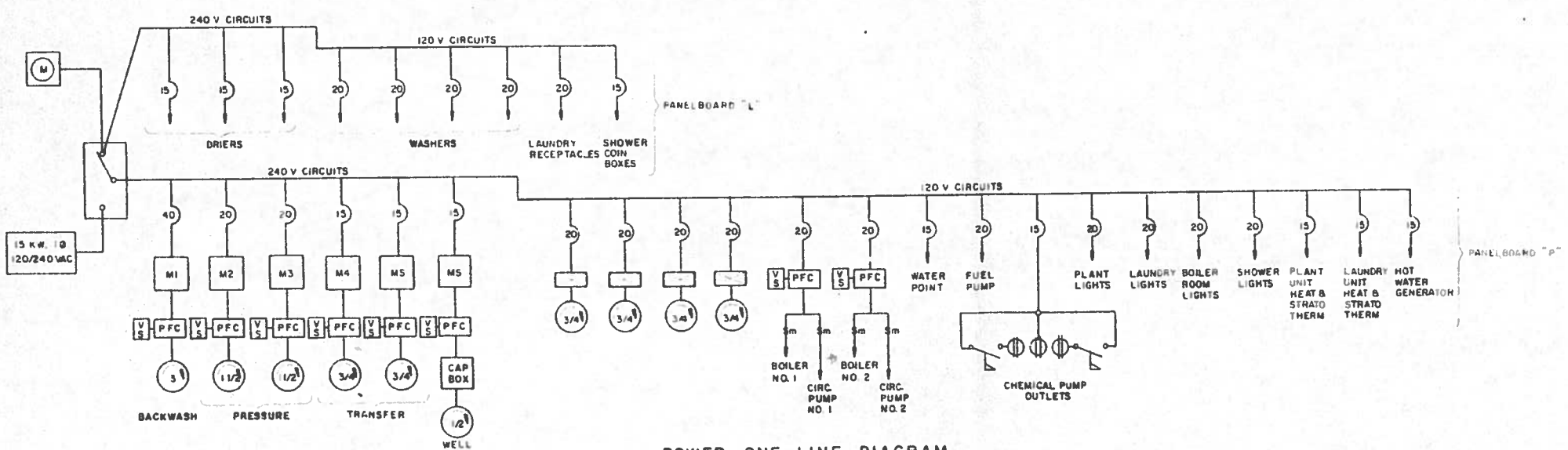

POWER ONE LINE DIAGRAM

DATE	REVISIONS	INITIALS

U. S. Department of Health, & Human Services
Public Health Service
Indian Health Service

TULUKSAK, ALASKA
ELECTRICAL PANELBOARDS "L" & "P"
POWER ONE LINE DIAGRAM
PUBLIC LAW 86-121 PROJECT
PROJECT NO. AN-81-220

SHEET NO. 24 OF 30 TOTAL SHEETS

DRAWN BY B. KIRSCHBAUM
DATE MAY, 1981
CHECKED BY
DATE

Design Engineer
Maintenance Review
Material Take-off

SANITATION FACILITIES CONSTRUCTION BRANCH
ENVIRONMENTAL HEALTH BRANCH
ALASKA AREA NATIVE HEALTH SERVICE
ANCHORAGE, ALASKA

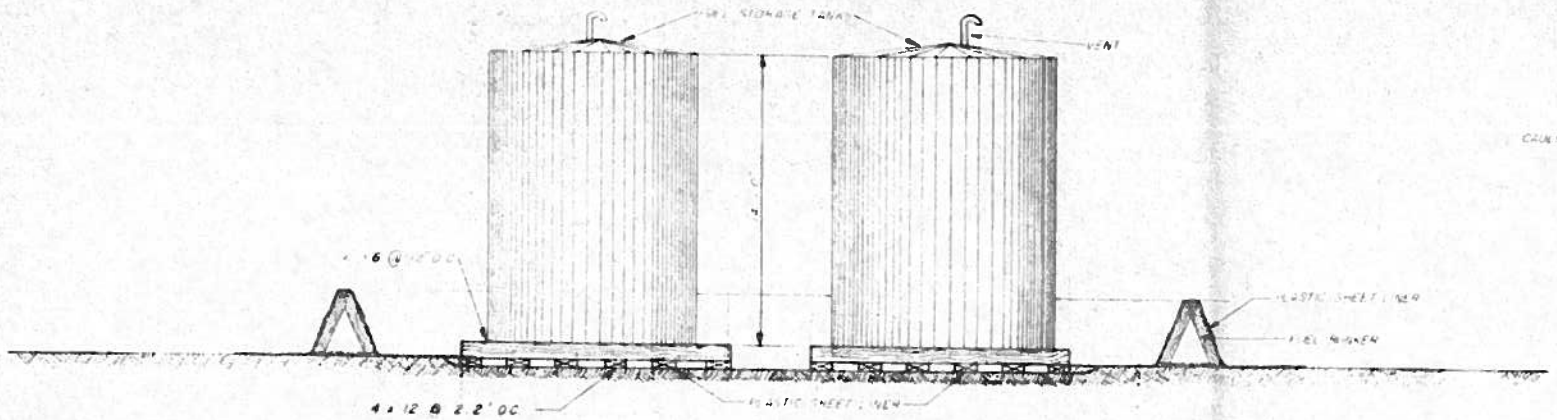

ELEVATION

SCALE: 1/4" = 1'-0"

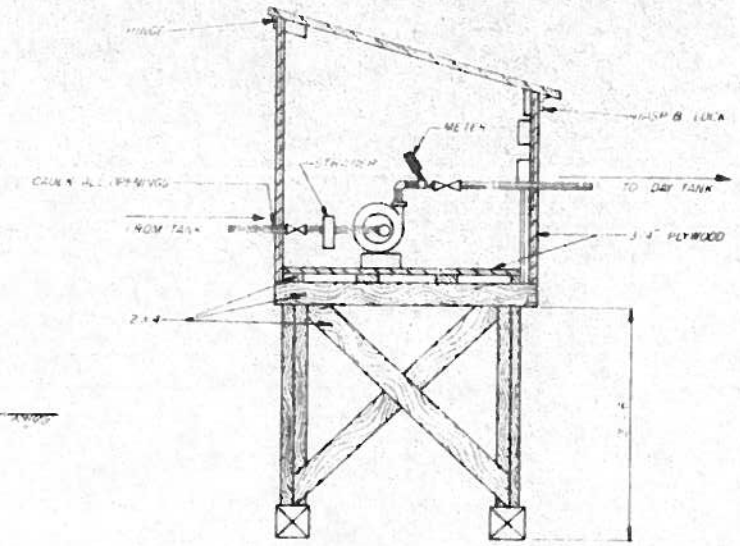

PUMP BOX SECTION

NOT TO SCALE

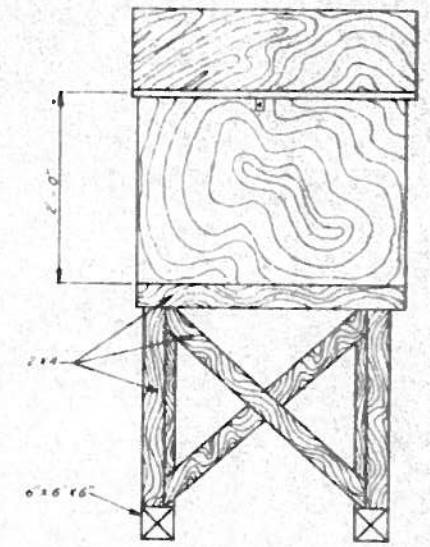

PUMP BOX ELEVATION

NOT TO SCALE

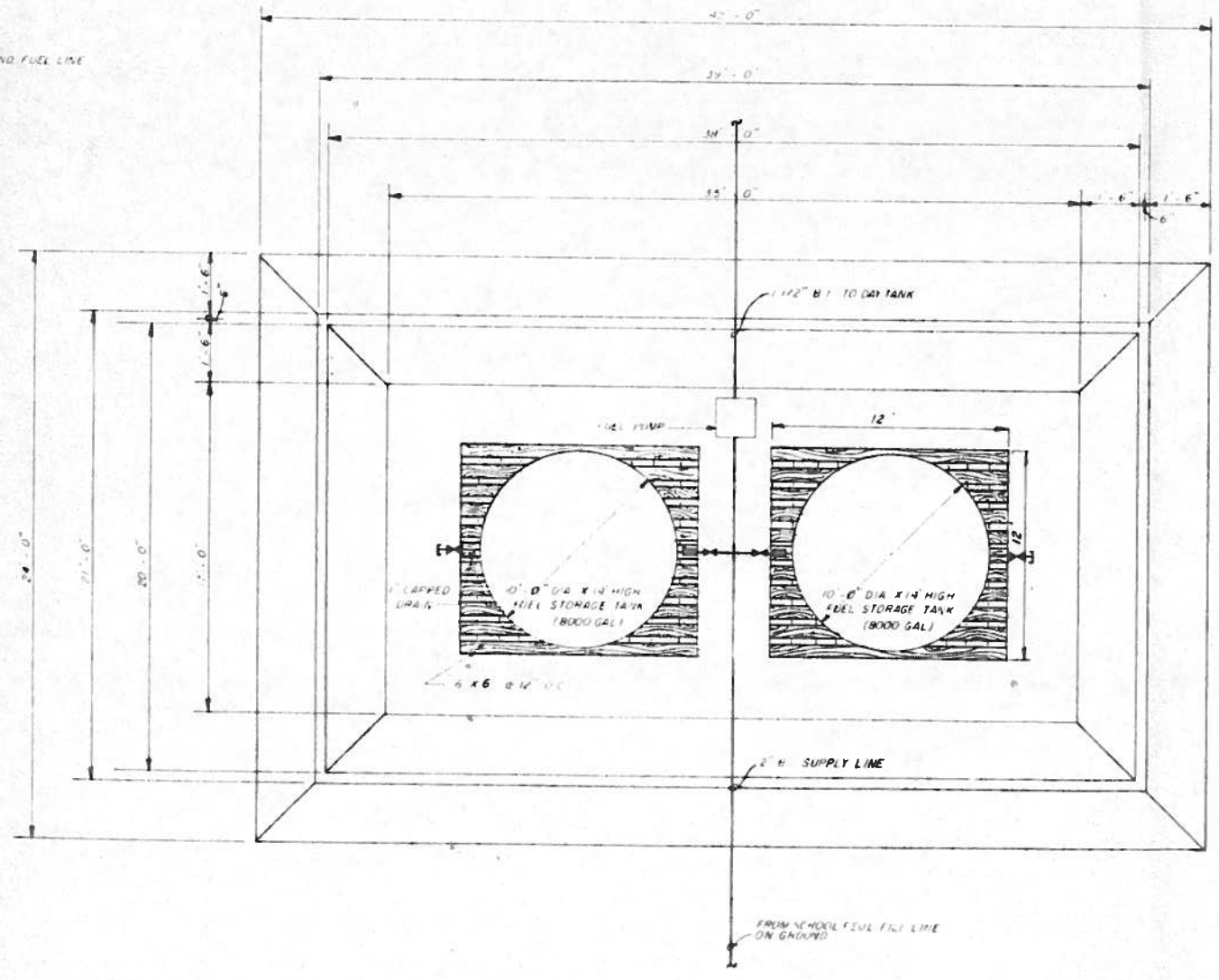

FUEL STORAGE TANK PLAN

NOT TO SCALE

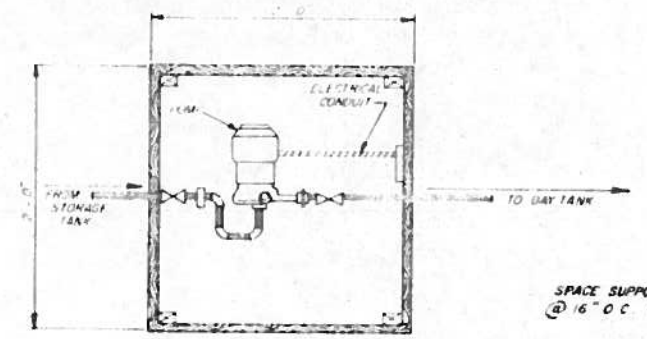

PUMP BOX PLAN

NOT TO SCALE

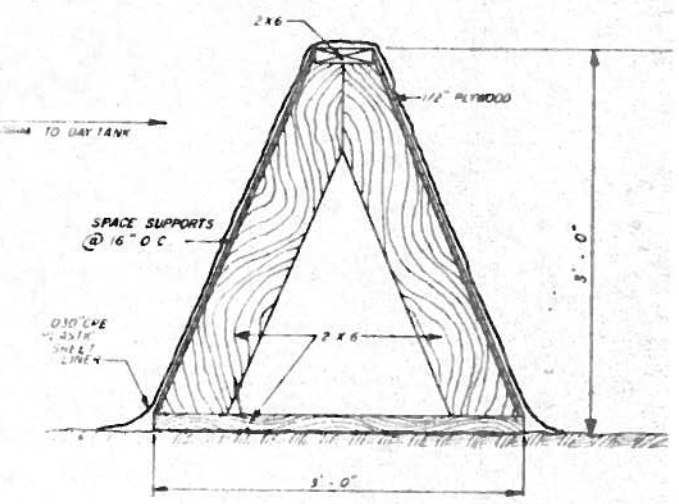

FUEL BUNKER DETAIL

SCALE: 1/2" = 1'-0"

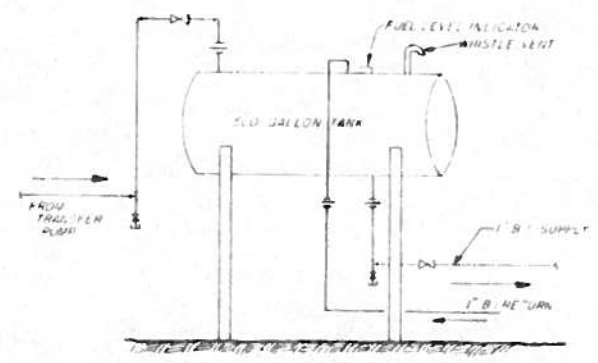

DAY TANK DETAIL

NOT TO SCALE

DATE	REVISIONS	INITIALS

U. S. Department of Health, Education & Welfare
Public Health Service
Indian Health Service

TULUKSAK, ALASKA
WATER TREATMENT PLANT
FUEL STORAGE
PUBLIC LAW 86-121 PROJECT
PROJECT NO. AN-81-220

SHEET NO. 25 OF 30 TOTAL SHEETS

DRAWN BY: LOWDERMILK
DATE: 1-'80
CHECKED BY:
DATE:

Design Engineer
Maintenance Review
Material Take-off

SANITATION FACILITIES CONSTRUCTION BRANCH
ENVIRONMENTAL HEALTH BRANCH
ALASKA AREA NATIVE HEALTH SERVICE
ANCHORAGE, ALASKA

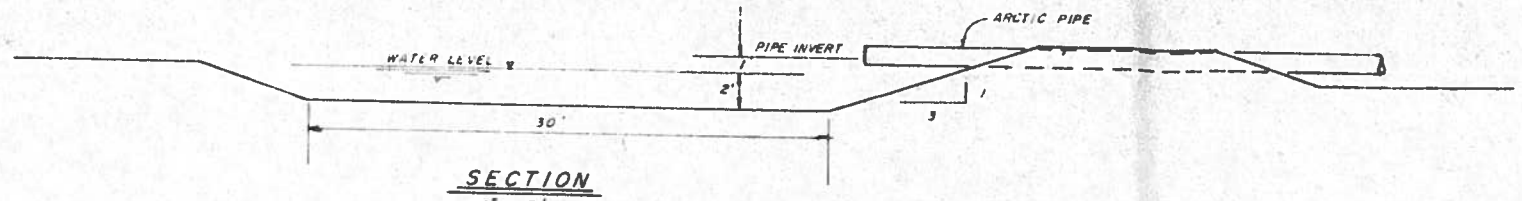

SECTION
1" = 5'

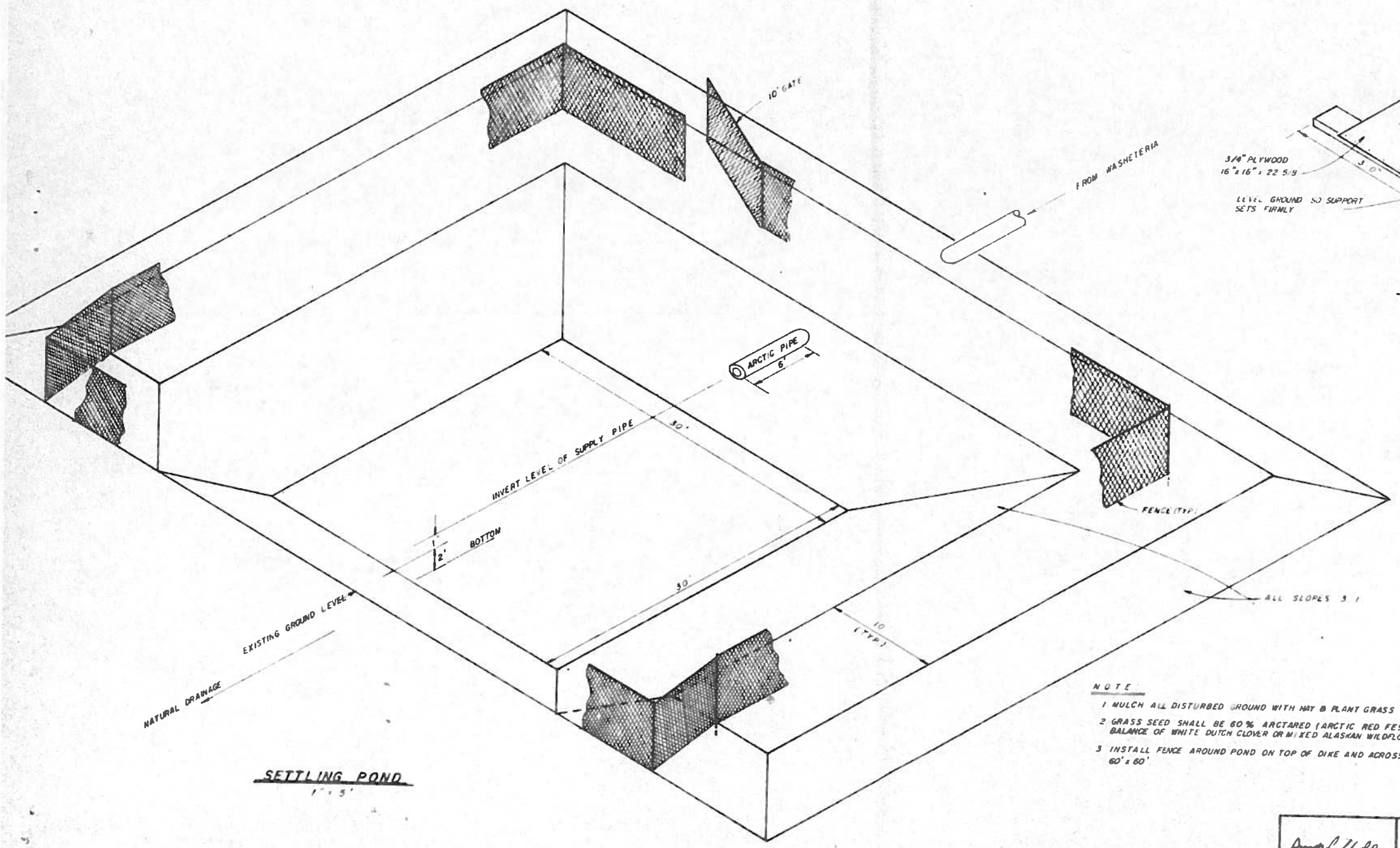

SETTLING POND
1" = 5'

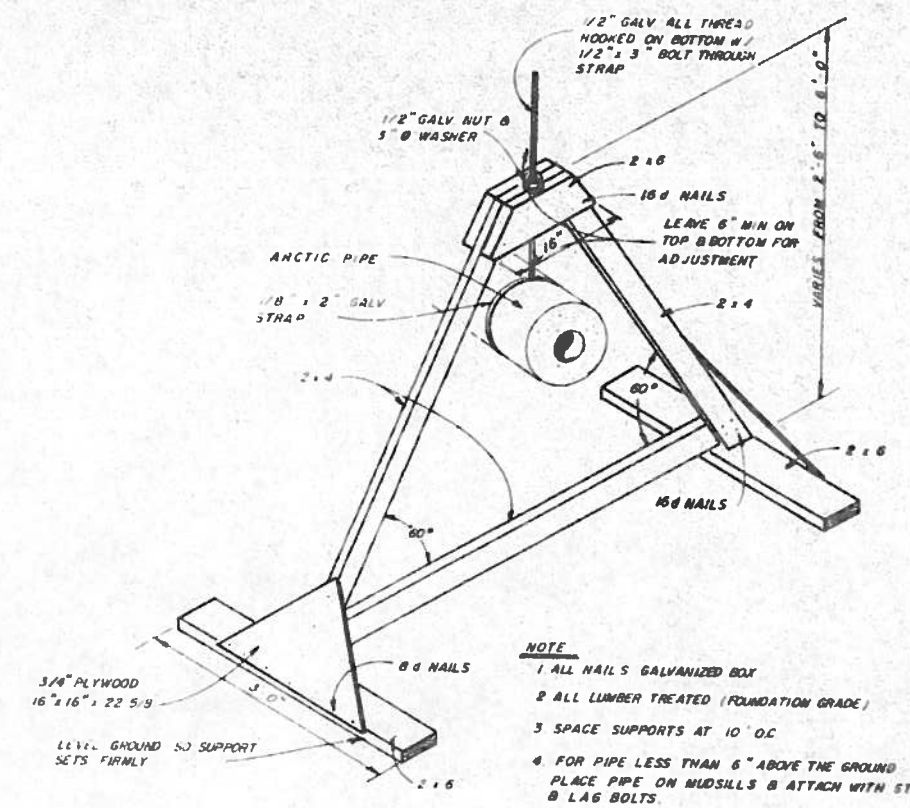

NOTE
1. ALL NAILS GALVANIZED BOX
2. ALL LUMBER TREATED (FOUNDATION GRADE)
3. SPACE SUPPORTS AT 10' O.C.
4. FOR PIPE LESS THAN 6" ABOVE THE GROUND PLACE PIPE ON MUDSILLS & ATTACH WITH STRAP & LAG BOLTS.

DRAINPIPE SUPPORT
1" = 1'-0"

NOTE
1. MULCH ALL DISTURBED GROUND WITH HAY & PLANT GRASS
2. GRASS SEED SHALL BE 60% ARCTARED (ARCTIC RED FESCUE) WITH A BALANCE OF WHITE DUTCH CLOVER OR MIXED ALASKAN WILDFLOWER
3. INSTALL FENCE AROUND POND ON TOP OF DIKE AND ACROSS THE OPEN END, 60' x 60'

DATE	REVISIONS	INITIALS

U. S. Department of Health, & Human Services
Public Health Service
Indian Health Service

TULUKSAK, ALASKA
WASTE WATER DISPOSAL PLAN
PUBLIC LAW 86-121 PROJECT
PROJECT NO. AN-81-220

SHEET NO. 26 OF 30 TOTAL SHEETS

Design Engineer
Maintenance Engineer
Material Take-off

DRAWN BY DRF
DATE 4-27-81
CHECKED BY
DATE

SANITATION FACILITIES CONSTRUCTION BRANCH
ENVIRONMENTAL HEALTH BRANCH
ALASKA AREA NATIVE HEALTH SERVICE
ANCHORAGE, ALASKA

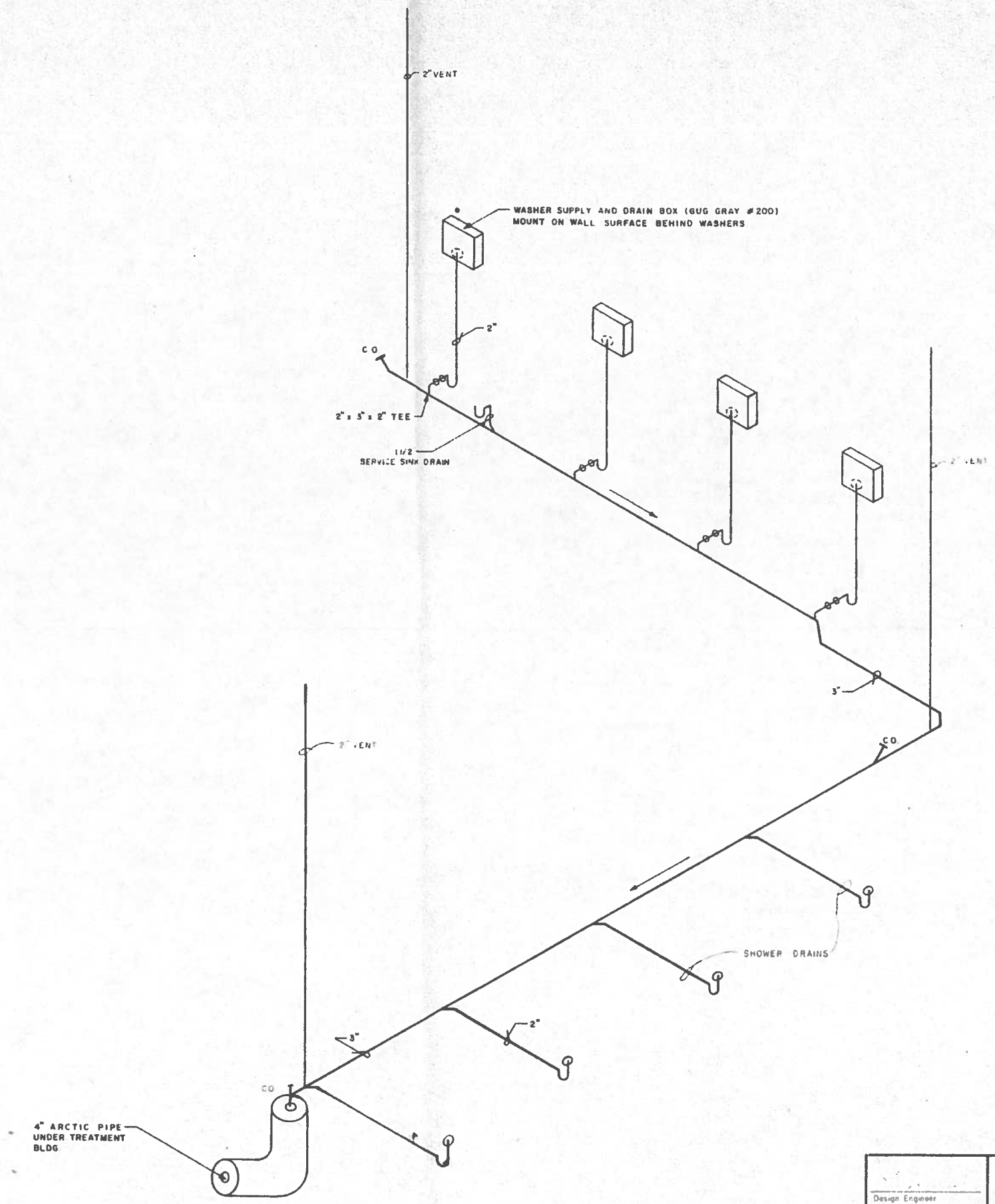

DATE	REVISIONS	INITIALS

U. S. Department of Health, & Human Services
Public Health Service
Indian Health Service

TULUKSAK, ALASKA

WASTE WATER PLUMBING
PUBLIC LAW 86-121 PROJECT
PROJECT NO. AN-81-220

SHEET NO. 27 OF 30 TOTAL SHEETS

DRAWN BY WKY
DATE JUNE, 1981
CHECKED BY
DATE

SANITATION FACILITIES CONSTRUCTION BRANCH
ENVIRONMENTAL HEALTH BRANCH
ALASKA AREA NATIVE HEALTH SERVICE
ANCHORAGE, ALASKA

Design Engineer
Maintenance Reviewer
Material Take-off

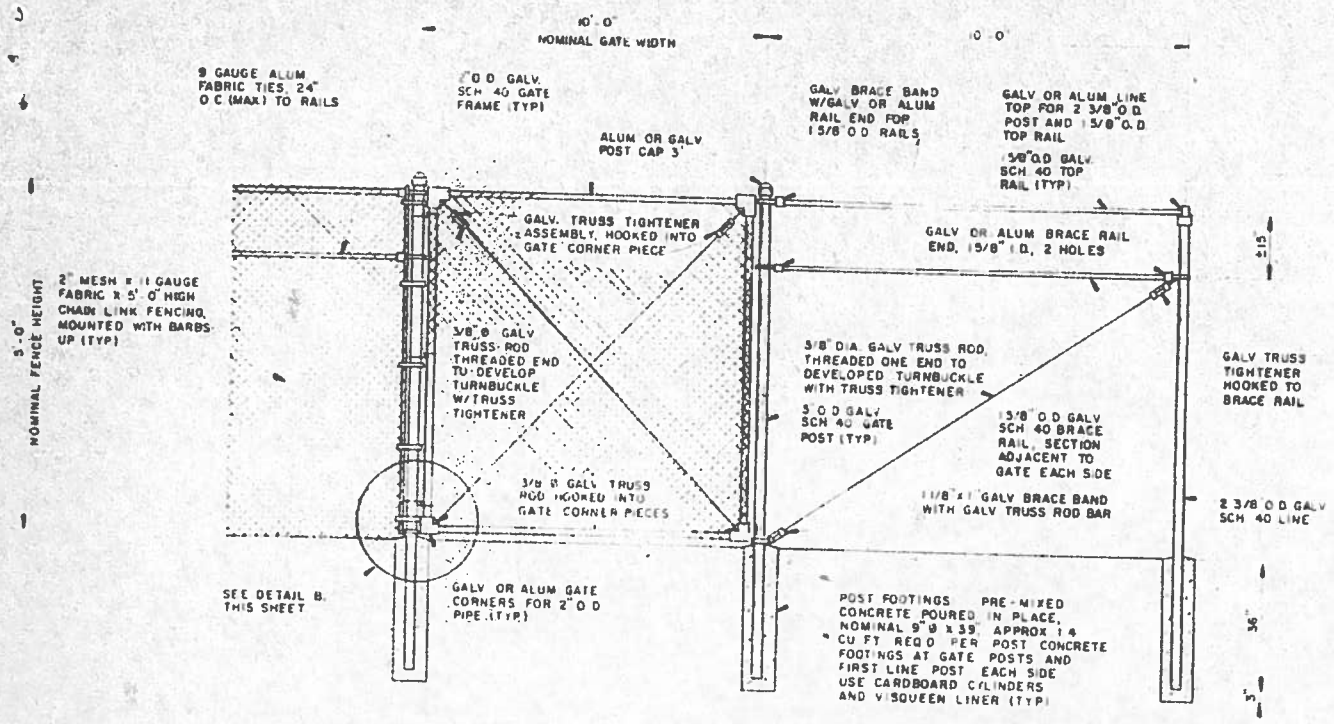

GATE INSTALLATION DETAIL

NTS

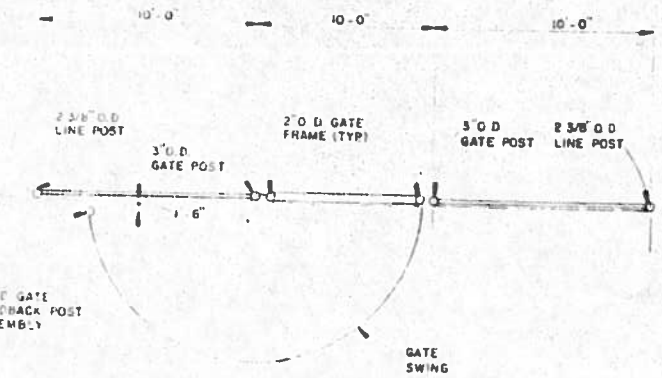

POST LOCATIONS IN GATE VICINITY

NTS

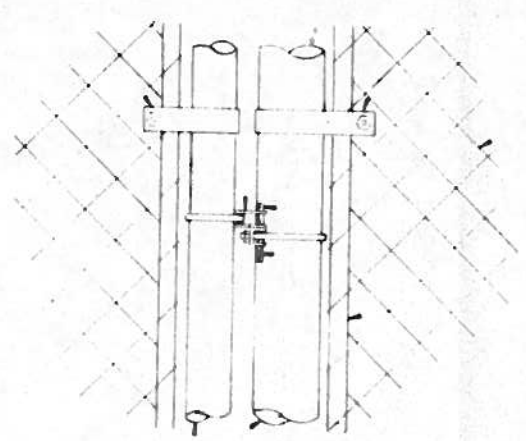

NOTE

THERE SHALL BE THREE (3) HINGES INSTALLED PER GATE. THE TOP TWO (2) SHALL BE INSTALLED WITH HINGE PINS SUPPORTING GATE (GATE PORTION OF HINGE ON TOP). THE LOWEST HINGE SHALL BE INSTALLED WITH GATE PORTION ON BOTTOM TO PREVENT VERTICAL MOVEMENT OF GATES

DETAIL B

NTS

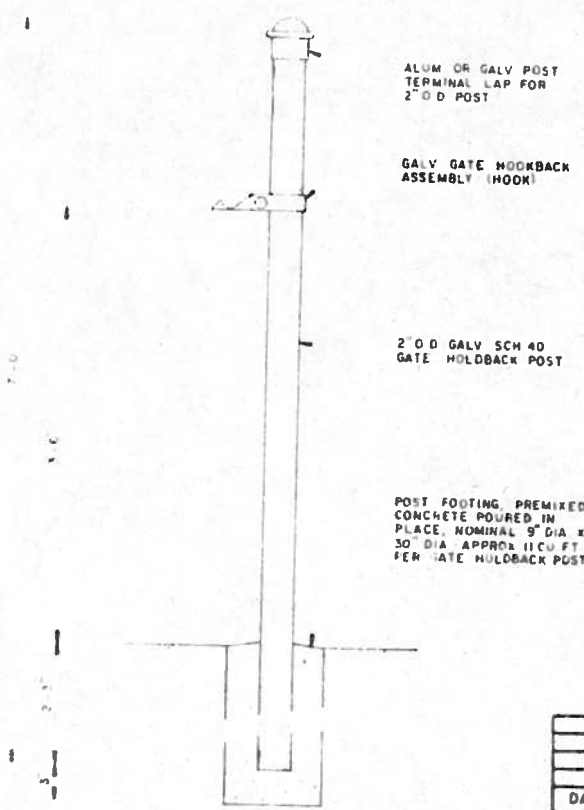

NOTES

1. SEE DETAIL THIS SHEET FOR LOCATION OF GATE HOLDBACK POSTS
2. ACTUAL ELEVATION OF GATE HOLDBACK ASSEMBLY ON POST TO BE DETERMINED IN FIELD, AS DETERMINED BY ELEVATION OF GATE HOLDBACK LATCH ON GATE

GATE HOLDBACK POST DETAIL

NTS

DATE	REVISIONS	INITIALS

U.S. Department of Health, & Human Services
Public Health Service
Indian Health Service

TULUKSAK, ALASKA

CHAIN LINK FENCE GATE DETAILS
PUBLIC LAW 86-121 PROJECT
PROJECT NO. AN- 81-2[illegible]

SHEET NO. 28 OF 30 TOTAL SHEETS

DRAWN BY B. KIRSCHBAUM
DATE OCTOBER, 1980
CHECKED BY
DATE

SANITATION FACILITIES CONSTRUCTION BRANCH
ENVIRONMENTAL HEALTH BRANCH
ALASKA AREA NATIVE HEALTH SERVICE

Design Engineer

Maintenance Engineer

Water & Sewer Engineer

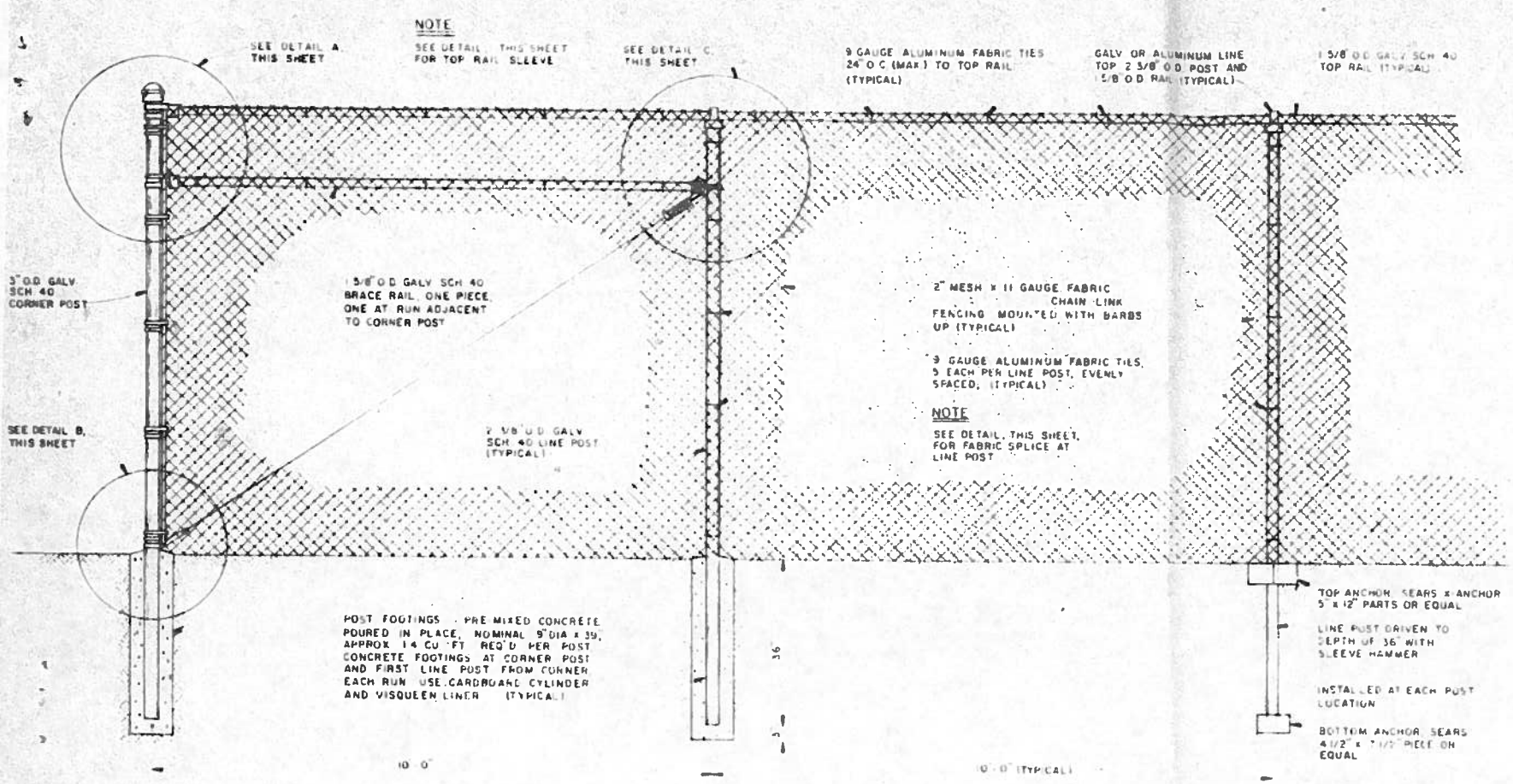

CORNER AND LINE POST INSTALLION DETAIL (TYPICAL)

NTS

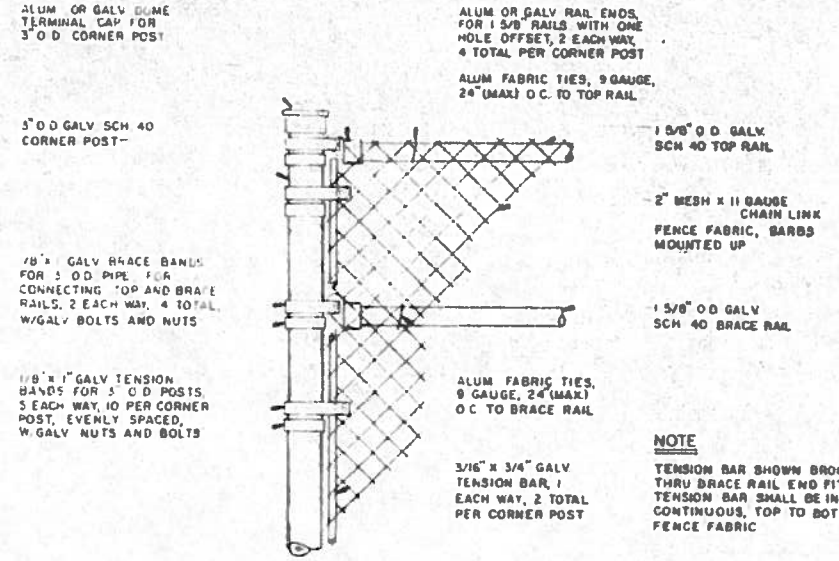

DETAIL A

NTS

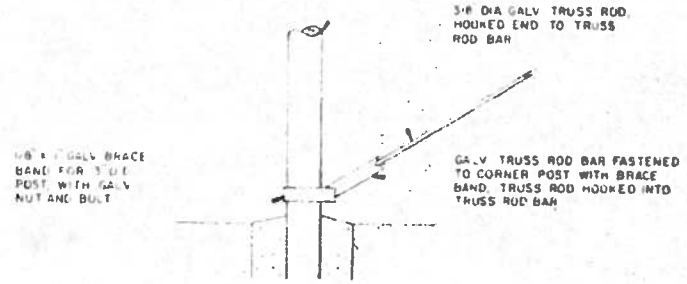

DETAIL B

NTS

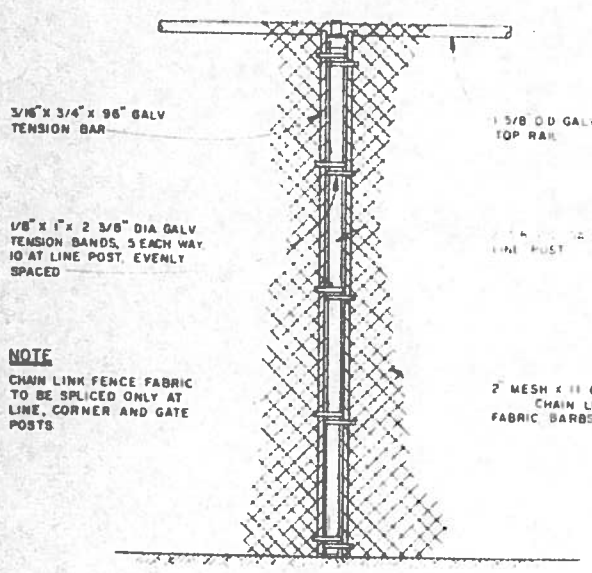

FABRIC SPLICE AT LINE POST

NTS

NOTES

SEE SITE PLAN FOR FENCE LOCATION

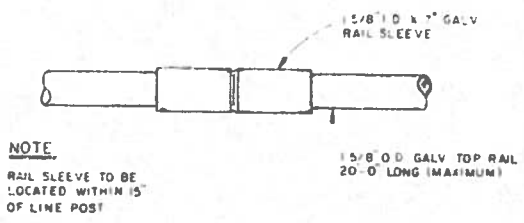

TOP RAIL DETAIL (TYPICAL)

NTS

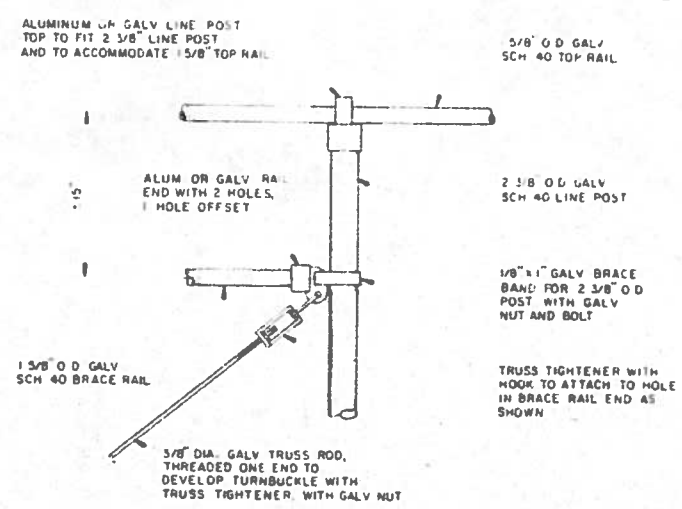

DETAIL C

NTS

DATE	REVISIONS	INITIALS

U. S. Department of Health, & Human Services
Public Health Service
Indian Health Service

TULUKSAK, ALASKA
CHAIN LINK FENCE
CORNER AND LINE POST DETAILS
PUBLIC LAW 86-121 PROJECT
PROJECT NO. AN-81-220

SHEET NO. 29 OF 30 TOTAL SHEETS

Design Engineer

Maintenance Manager

Material Take-off

DRAWN BY B KIRSCHBAUM
DATE OCTOBER, 1980

CHECKED BY
DATE

SANITATION FACILITIES CONSTRUCTION BRANCH
ENVIRONMENTAL HEALTH BRANCH
ALASKA AREA NATIVE HEALTH SERVICE
ANCHORAGE, ALASKA

WASTEWATER TREATMENT PLANT

CAPACITY _____ MGD YEAR BUILT _____

SERVICE VOLTAGE _____ PHASE _____

PUMPS — BLOWERS

QNTY No.	MAKE	MODEL	SERIAL / SERIES	SIZES SUC.	DIS.	IMP	OTHER

MOTORS

QNTY No	MAKE	MODEL	TYPE	SERIAL / SERIES	HP	PH	VOLT	AMP	FRAME	RPM

WATER PUMPS — COMPRESSORS — BLOWERS

QNTY No	MAKE	MODEL	SERIAL / SERIES	SIZES SUC	DIS	IMP	DRIVE
1	STA-RITE	VIP III 20	5 STAGE				1/2 HP
2	PACO	1070-1	1750 RPM	1 1/4"	1"	7.1	3/4 HP
2	PACO	1250-5	3500 RPM	1 1/2"	1 1/4"	4.5	1 1/2 HP
	PACO	2595-1	1750 RPM	3"	2 1/2"	7.5	3 HP
1	ITT MARLOW	IHA1EC	3490 RPM	1	1		1/2 HP EXP PROOF

PUMPS

No	MAKE	MODEL	SERIAL / SERIES	SIZES SUC	DIS	IMP	OTHER

OTHER PUMP OR MOTOR COMPONENTS

QNTY	PUMP / MOTOR	DATA

ELECTRICAL EQUIPMENT

QNTY	MAKE	MODEL	CLASS/TYPE	SERVICE VOLT	COIL VOLT	PH	AMP	FUNCTION

OTHER EQUIPMENT

QNTY	MAKE	MODEL	SERIAL	OTHER
1	B&G	TB 3/4"		
1	B&G	TB 1"		
1	B&G	CB 1 1/2"		
1	B&G	CB 2"		
1	B&G	RO-1		

BOILER — WATER HEATER Nos. 1, 2, 3, 4

LOCATION _____

MANUFACTURER WEIL McLAIN MODEL / SERIES ABL 676 NET BTU 354 M

BURNER: MANUFACTURER _____ MODEL _____ SERIAL No. _____

BOILER SERIAL (No. 1) _____, (No. 2) _____, (No. 3) _____, (No. 4) _____

PUMPS

ITEM	MAKE	MODEL No.	SERIAL / SERIES	SIZES SUC	DIS	OTHER
CIRCULATOR PUMP	B&G	LD 3		3"	3"	1/4 HP 2 EA

HEATER — BOILER COMPONENTS

ELECTRICAL

ITEM	MAKE	MODEL / TYPE	VOLT	AMP
TRANSFORMER				
CONTR RELAY				
LOW H_2O CONTR				
AQUASTAT				
PHOTO CELL				
SEL FUEL VALVE				

MECHANICAL

ITEM	MAKE	SIZE	TYPE
NOZZLE			
ELECTRODE			
REL VALVE			
REL. VALVE			
REGULATOR			

OTHER HEATING EQUIPMENT

ITEM	MAKE	MODEL	SERIAL / SERIES	OTHER
UNIT HEATER	TRANE	1005	STANDARD	3 EA REQ'D
BASEBOARD HEAT	SLANT/FIN	No10-75 BASEBOARD W/75 ELEM		2 EA 4'-0"
NON ELECTRIC CONTROL VALVE	AMMARK CORP	TYPE 27 CONTROL UNIT W/TYPE 77 ANGLE VALVE W/5 HEAT CONNECTION RING		2 EA 3/4" PLASTIC ESCUTCHEON
OIL HEATER	PREWAY	DVM-75		LAUNDRY ROOM
OIL HEATER	PREWAY	DVM-102		TREATMENT ROOM
EXPANSION TANK	AMTROL	AX 20		

CHEMICAL EQUIPMENT

EQUIPMENT	QNTY	MAKE	MODEL / SERIES	SERIAL No	TYPE	OTHER
CHEMICAL PUMP	3	LIQUID MATROMICS	A 10			

STANDBY GENERATOR

EQUIPMENT	MAKE	MODEL / TYPE	SERIAL No	VOLT	PH	RW	FRAME	OTHER
GEN UNIT						15		
GENERATOR								
MOTOR								
EXCITER								

FLOW METERS

METER No	QNTY	MAKE	MODEL	TYPE	SIZE	OTHER
WELL PUMP METER	1				1"	
FILTER METER	1	McCROMETER	MC 0500	FLANGE	3"	

MISCELLANEOUS EQUIPMENT

EQUIPMENT	INFORMATION
PRESSURE TANK 2EA	AMTROL INC, WELL-X-TROL WX 305
DRYERS 3EA	HOYT MFG CORP WINDSOR HP, 30LB W/HEAT MISER, FOR HOT WATER USE
WASHERS 4 EA	
HOT WATER GENERATOR	ACE BUEHLER 36"X82" 325 GAL
SHOWERS 4 EA	NATIONAL FIBERGLASS CORP MODEL 32 3WALL SHOWER STALL
MIXER	LIGHTNIN MODEL No ND-2A-VM 3/4 HP VARIABLE SPEED
DAMPERS 3EA	8" ARROW TYPE 70 W/MODEL 227-115 MOTOR ASSEMBLY

ELECTRICAL EQUIPMENT

EQUIPMENT	QNTY	MAKE	MODEL/TYPE	VOLT.	COIL VOLT	POLE	AMP	LOCATION — FUNCTION

DATE	REVISIONS	INITIALS

U. S. Department of Health, Education & Welfare
Public Health Service
Indian Health Service

TULUKSAK, ALASKA
SPECIFICATION SHEET

PUBLIC LAW 86-121 PROJECT
PROJECT NO. AN-80-220

SHEET NO. 30 OF 30 TOTAL SHEETS

DRAWN BY ALG
DATE DEC 8, 1978
CHECKED BY
DATE
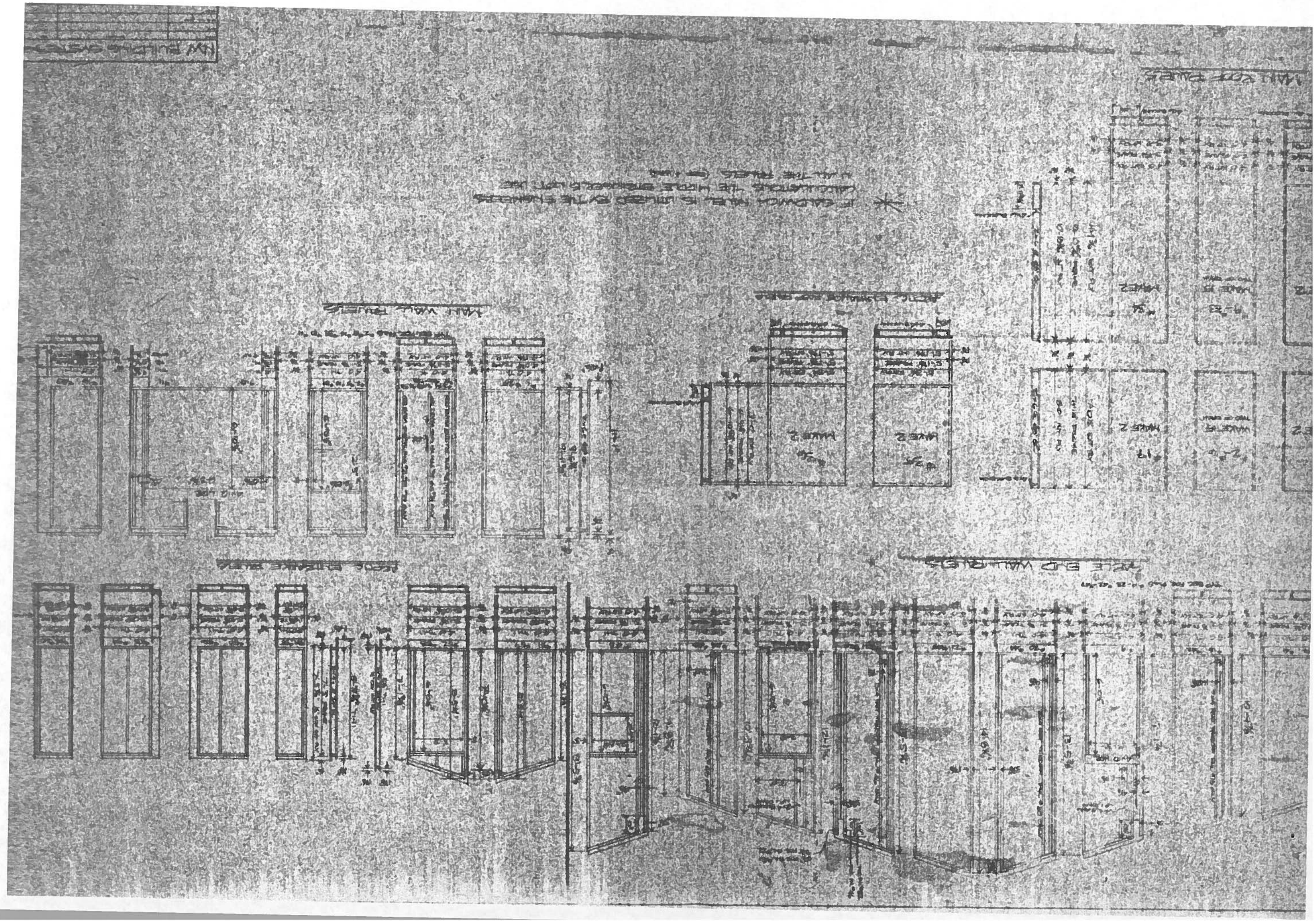
SANITATION FACILITIES CONSTRUCTION BRANCH
OFFICE OF ENVIRONMENTAL HEALTH
ALASKA AREA NATIVE HEALTH SERVICE
ANCHORAGE, ALASKA