

How to Set up an EDMS Account

1. Go to the following website:

[Home - EDMS \(alaska.gov\)](https://alaska.gov/EDMS)

2. Click on “Create an account”

Alaska Department of Environmental Conservation

Environmental Data Management System (EDMS)

EDMS is a one-stop portal for submitting permit applications, requesting permit changes, and submitting reports to Alaska DEC Division of Water.


Supported Programs: Cruise Ships, Domestic/Industrial, Mining, Oil and Gas, Onsite Wastewater Registration, Seafood, Stormwater, Water Quality

About Contact


Sign In

Create an account


Public Services

**Public Notice Search**

Keep informed about public notices and hearings, access related documents, and submit comments online.

**Site Map Explorer**


Use our Explorer mapping tools and advanced search capabilities to navigate all available Alaska DEC site information.

**Pay Invoices Online**

Pay for invoices or fees electronically by check or credit card. No login required.

Permitting & Compliance

3. Register for MyAlaska Account



Sign in

4. Register for Account

NEW ACCOUNT

Many applications require use of the same myAlaska account. If you have forgotten your user name or password use the following links to recover them:

[Forgot my Username](#)

[Forgot my Password](#)

To register for an account with myAlaska, fill in the new account information required below. You must have a valid email address. Next, read the user agreement. If you accept the agreement (required to use myAlaska), click on the **I accept the User Agreement** box. Then click on the **Start Registration** button.

The screenshot shows a registration form with the following fields and elements:

- Username:** Text input field with a help icon.
- Password:** Text input field with a help icon.
- Verify Password:** Text input field.
- Secret Question:** Dropdown menu with "- Select -" and a help icon.
- Answer:** Text input field.
- Email Address:** Text input field with a help icon.
- Verify Email Address:** Text input field.
- User Agreement:** A section containing a scrollable text area with the following text:
AGREEMENT BETWEEN YOU AND THE STATE OF ALASKA
myAlaska is a web service operated by the State of Alaska that provides single-sign-on (authentication) for multiple state services and a framework for electronic signatures for state forms or transactions.
- ☐ I accept the User Agreement
- Start Registration** button

5. Fill out the information on the above new registration form.

- Check the **I accept the User Agreement**
- Click **Start Registration**

6. Next an email will be sent from myAlaska with an email verification link.

That will lead back to myAlaska site where you will sign in with the new credentials created.

- Click on **Click Here To Continue**

State of Alaska **MYALASKATEST** myAlaska My Government Resident Business in Alaska Visiting Alaska State Employees

myAlaska Registered User - Sign In

HOME SERVICES MYPROFILE MYDOCUMENTS HELP

ACCOUNT CONFIRMATION

Your arrival at this page has confirmed your email address.
Please enter your username and password again to continue the myAlaska registration process.

Username:

Password:

Completing your registration will establish your myAlaska identity. After you have done that, you will be able to conduct your business with the State of Alaska electronically!

[Click Here to Continue](#)

[Help](#) [Privacy Policy](#) [User Agreement](#) [Browser Compatibility](#)

State of Alaska myAlaska My Government Resident Business in Alaska Visiting Alaska State Employees State of Alaska | © 2021

7. You will be redirected back to the myAlaska site to use the same credentials to login.
 - a. Once logged into the myAlaska click on **Services**.
 - b. Scroll down and click on the **EDMS Permit Application and Reporting System**

UNAS Grants Electronic Management System, UNAS Grants Reporting

[DHSS - GEMSV3](#)
DHSS Grants Electronic Management System Test Site

[DNR Division of Oil and Gas - Submit Royalty and NPSL Filings](#)
Oil and Gas Royalty and NPSL Reporting

[DOR -Tax Division Services](#)
DOR -Tax Division Services

[DSDS - Harmony Data System](#)
The DSDS Harmony Data System is a data management system for Division programs.

EDMS Permit Application and Reporting System
Apply for permits and submit reports for mining, seafood, stormwater, oil & gas, and domestic/industrial wastewater programs with

[EDRS](#)
Submit drinking water lab sample results using the Electronic Data Reporting System

[Employment Security Tax](#)
Manage your business's Employment Security Tax filings

[Infant Learning Program](#)
Infant Learning Program ASDNet Web interface

8. Sign in to EDMS with the new, verified username and password.

9. Fill out the EDMS security questions.

Additional How to Guides can be found here: [edms help \(alaska.gov\)](https://alaska.gov/edms/help)